

CS 59Pa

CS 59Pa



REYNAERS
aluminium

CS 59Pa



CS 59Pa (fenêtres)

- 1 Eléments fixes
- 2 Eléments ouvrants
- 3 Eléments composés
- 4 Combinaisons dans le système

CS 59Pa (portes)

- 5 Ouvrant vers l'intérieur
- 6 Ouvrant vers l'extérieur

CS 59Pa Front (CS 59Pa-Fr)

CS 59Pa Automatic Sliding Door (CS 59Pa-AD)

CS 59Pa Swing Door (CS 59Pa-SD)

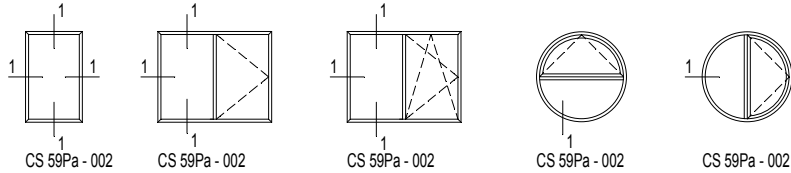
CS 59Pa Clampable Door (CS 59Pa-CD)

CS 59Pa (Fenêtres)

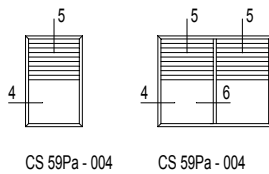


1 Éléments fixes

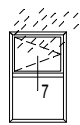
Dormants



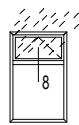
Guide à volet



Rejet d'eau

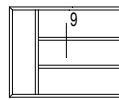


CS 59Pa - 005



CS 59Pa - 005

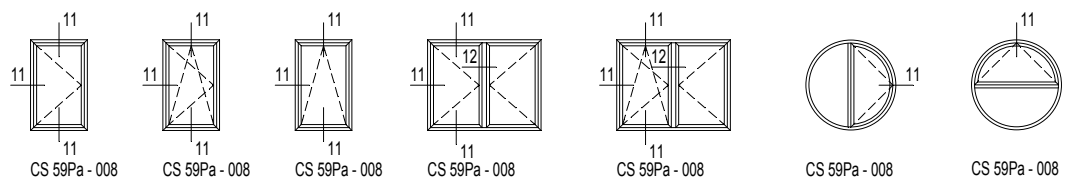
Division dans fenêtre fixe



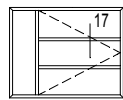
CS 59Pa - 007

2 Éléments ouvrants

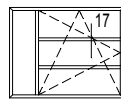
Fenêtres ouvrant vers l'intérieur



Division dans l'ouvrant



CS 59Pa - 011



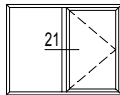
CS 59Pa - 011

CS 59Pa

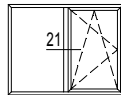


3 Éléments composés

Traverse

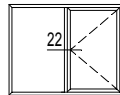


CS 59Pa - 012

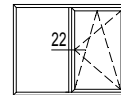


CS 59Pa - 012

Traverse renforcée

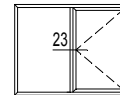


CS 59Pa - 015

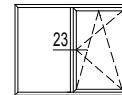


CS 59Pa - 015

Profilé de renforcement

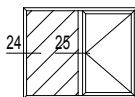


CS 59Pa - 016



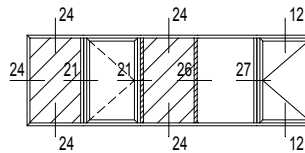
CS 59Pa - 016

Dormants / Traverse

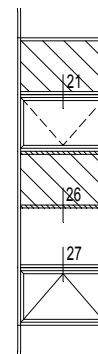


CS 59Pa - 020

Profilé inversion parclosé



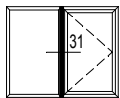
CS 59Pa - 023



CS 59Pa - 023

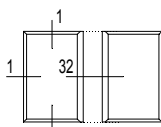
4 Combinaisons dans le système

Dans un même plan

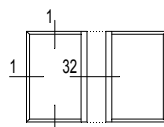


CS 59Pa - 024

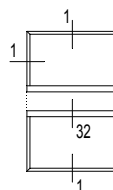
Dilatation



CS 59Pa - 025

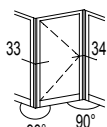


CS 59Pa - 025

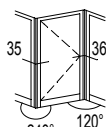


CS 59Pa - 025

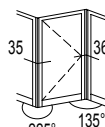
Profils d'angle



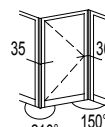
CS 59Pa - 026



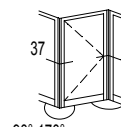
CS 59Pa - 028



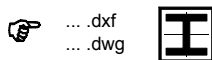
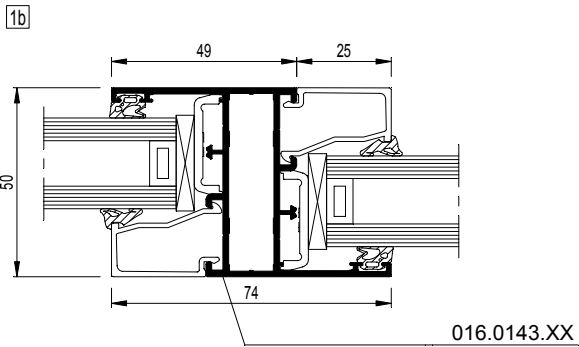
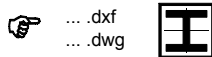
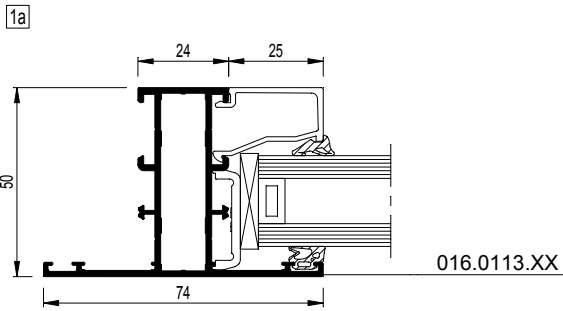
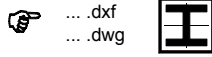
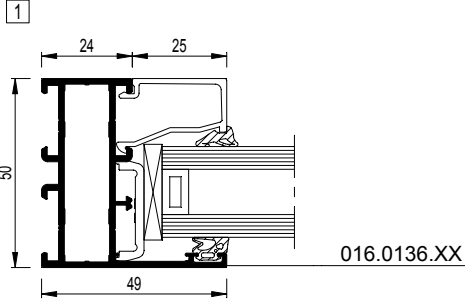
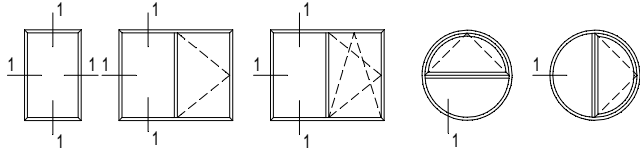
CS 59Pa - 028

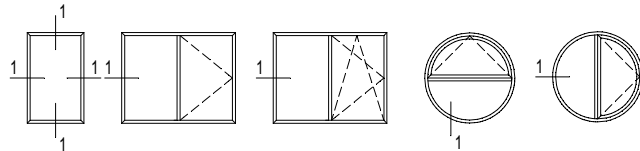


CS 59Pa - 028

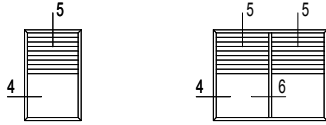


CS 59Pa - 029

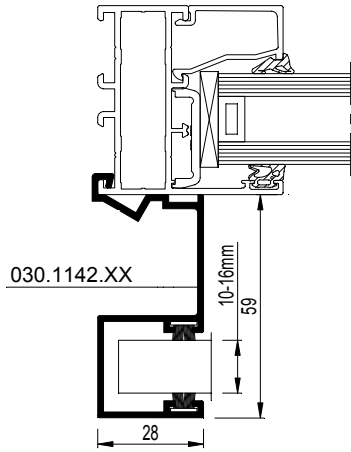




<p>016.0136.XX</p> <p>$I_x = 10.135 \text{ cm}^4$</p> <p>1 CS59Pa-001001.dxf CS59Pa-001001.dwg</p>	<p>016.0106.XX</p> <p>$I_x = 9.933 \text{ cm}^4$</p> <p>1 CS59Pa-001002.dxf CS59Pa-001002.dwg</p>	<p>016.0183.XX</p> <p>$I_x = 12.836 \text{ cm}^4$</p> <p>1 CS59Pa-001003.dxf CS59Pa-001003.dwg</p>	<p>016.0125.XX</p> <p>$I_x = 15.047 \text{ cm}^4$</p> <p>1 CS59Pa-001004.dxf CS59Pa-001004.dwg</p>
<p>016.0143.XX</p> <p>$I_x = 13.090 \text{ cm}^4$</p> <p>1 CS59Pa-001005.dxf CS59Pa-001005.dwg</p>			
<p>016.0113.XX</p> <p>$I_x = 11.786 \text{ cm}^4$</p> <p>1a CS59Pa-001006.dxf CS59Pa-001006.dwg</p>	<p>016.0120.XX</p> <p>$I_x = 14.610 \text{ cm}^4$</p> <p>1a CS59Pa-001007.dxf CS59Pa-001007.dwg</p>	<p>016.0114.XX</p> <p>$I_x = 16.886 \text{ cm}^4$</p> <p>1a CS59Pa-001008.dxf CS59Pa-001008.dwg</p>	
<p>016.0143.XX</p> <p>$I_x = 13.090 \text{ cm}^4$</p> <p>1b CS59Pa-001009.dxf CS59Pa-001009.dwg</p>	<p>016.0105.XX</p> <p>$I_x = 7.021 \text{ cm}^4$</p> <p>1b CS59Pa-001010.dxf CS59Pa-001010.dwg</p>		

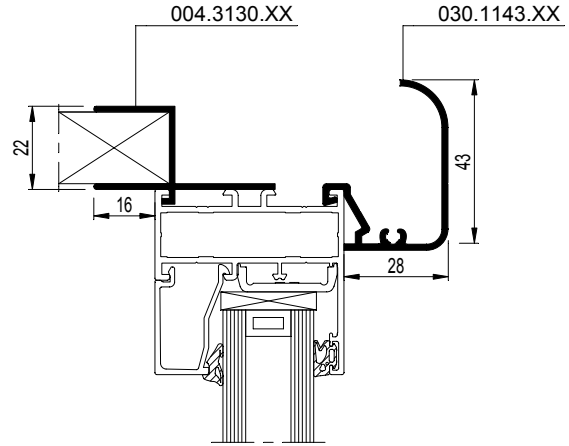


4



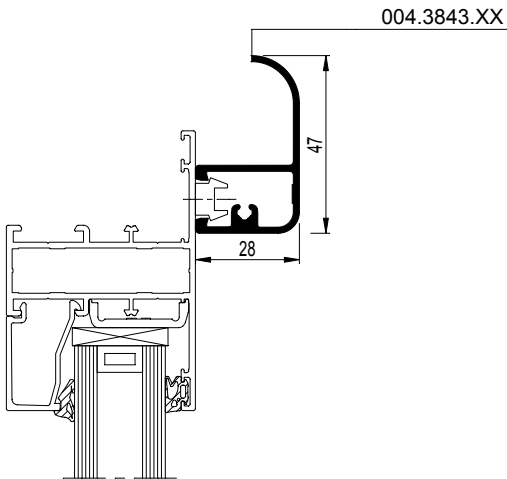
CS59Pa-004001.dxf
 CS59Pa-004001.dwg

5



CS59Pa-005001.dxf
 CS59Pa-005001.dwg

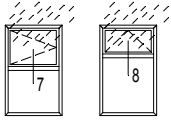
5



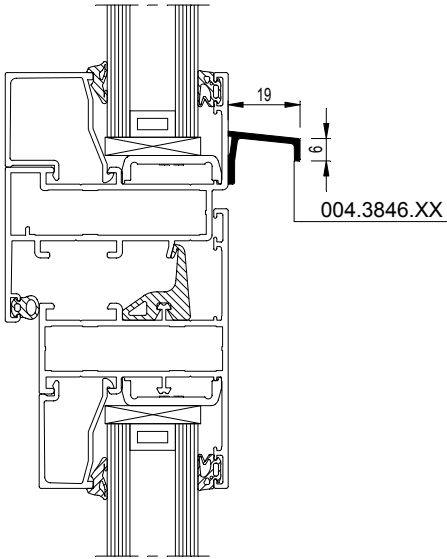
CS59Pa-005002.dxf
 CS59Pa-005002.dwg

CS 59Pa

Vaste elementen - Leklijst
Eléments fixes - Rejet d'eau
Fixed elements - Drip cap
Feste Elemente - Wetterschenkel

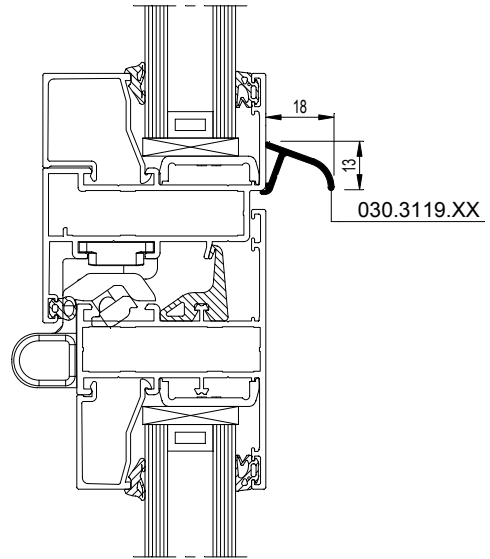


7




CS59Pa-007001.dxf
CS59Pa-007001.dwg

8

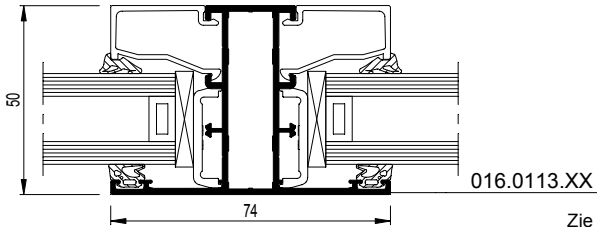


CS59Pa-008001.dxf
CS59Pa-008001.dwg





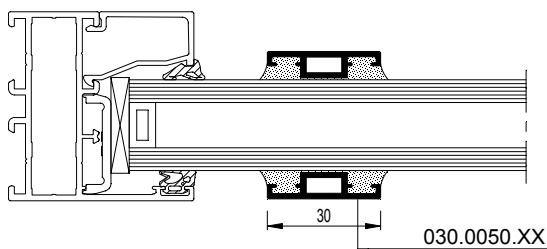
9



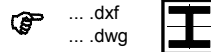
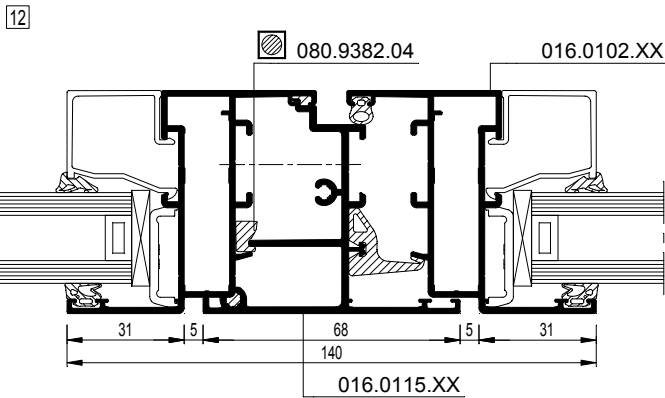
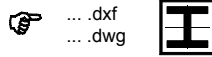
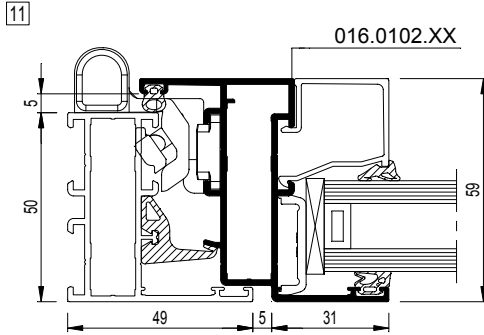
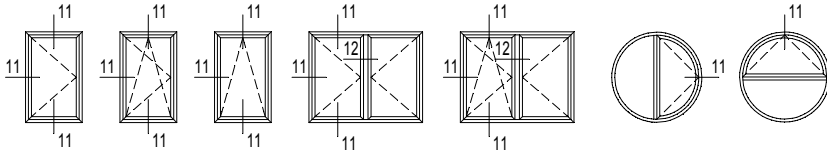
Zie ook T-profielen op blz. 12-13
Voir aussi traverses page 12-13
See also transom-mullions on pages 12-13
Siehe auch Sprossen Seite 12-13

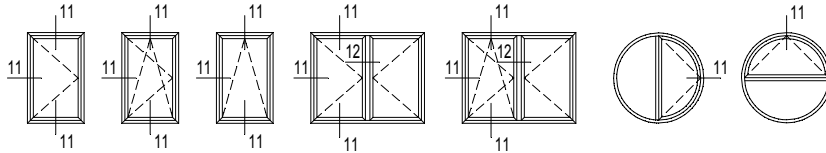
CS59Pa-009003.dxf
CS59Pa-009003.dwg

9



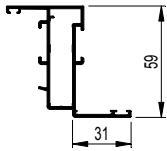
CS59Pa-009002.dxf
CS59Pa-009002.dwg





016.0102.XX

$I_x = 16.445 \text{ cm}^4$

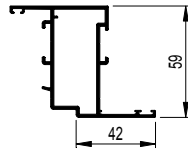


11 CS59Pa-011001.dxf
 CS59Pa-011001.dwg

12 CS59Pa-012001.dxf
 CS59Pa-012001.dwg

016.0192.XX

$I_x = 20.858 \text{ cm}^4$

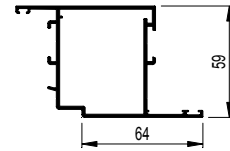


11 CS59Pa-011002.dxf
 CS59Pa-011002.dwg

12 CS59Pa-012002.dxf
 CS59Pa-012002.dwg


016.0121.XX

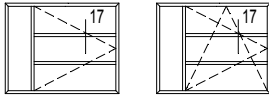
$I_x = 27.002 \text{ cm}^4$



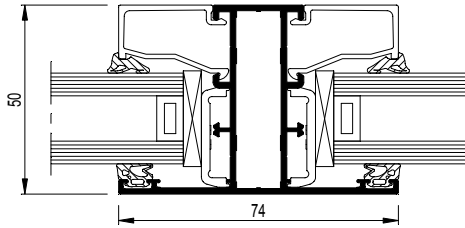
11 CS59Pa-011003.dxf
 CS59Pa-011003.dwg

12 CS59Pa-012003.dxf
 CS59Pa-012003.dwg





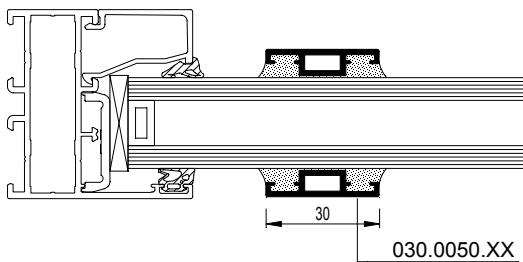
17



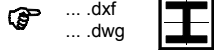
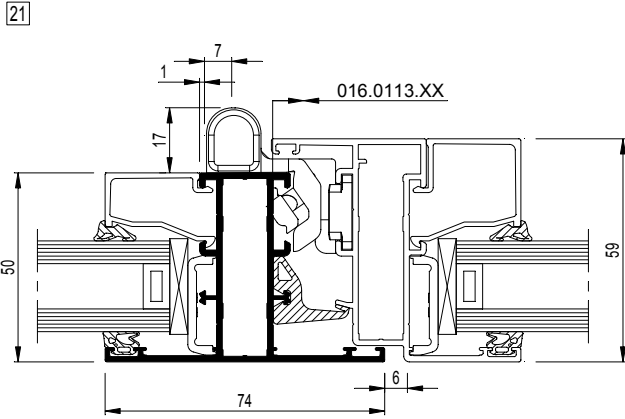
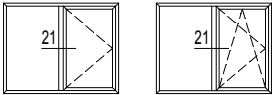
☞ Zie ook T-profielen op blz. 12-13
Voir aussi traverses page 12-13
See also transom-mullions on pages 12-13
Siehe auch Sprossen Seite 12-13

CS59Pa-017001.dxf
CS59Pa-017001.dwg

17

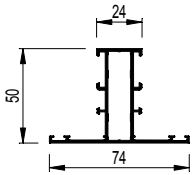


CS59Pa-017002.dxf
CS59Pa-017002.dwg



016.0113.XX

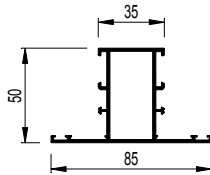
$I_x = 11.786 \text{ cm}^4$



21 CS59Pa-021001.dxf
 CS59Pa-021001.dwg

016.0120.XX

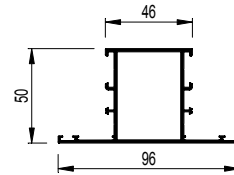
$I_x = 14.610 \text{ cm}^4$



21 CS59Pa-021002.dxf
 CS59Pa-021002.dwg

016.0114.XX

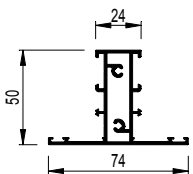
$I_x = 16.886 \text{ cm}^4$



21 CS59Pa-021003.dxf
 CS59Pa-021003.dwg

016.0813.XX

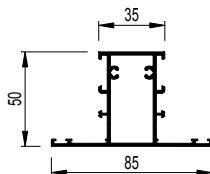
$I_x = 13.054 \text{ cm}^4$



21 CS59Pa-021004.dxf
 CS59Pa-021004.dwg

016.0820.XX

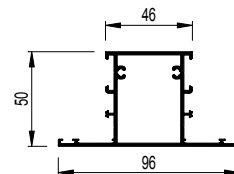
$I_x = 15.700 \text{ cm}^4$



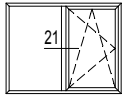
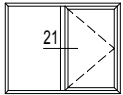
21 CS59Pa-021005.dxf
 CS59Pa-021005.dwg

016.0814.XX

$I_x = 17.934 \text{ cm}^4$

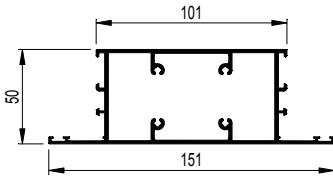



21 CS59Pa-021006.dxf
 CS59Pa-021006.dwg



016.0817.XX

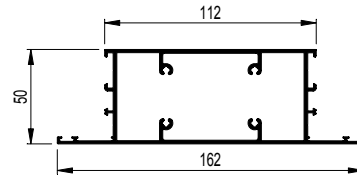
$I_x = 33.870 \text{ cm}^4$





 CS59Pa-021007.dxf
CS59Pa-021007.dwg

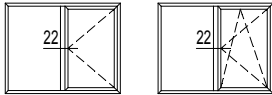
016.0847.XX

$I_x = 36.435 \text{ cm}^4$

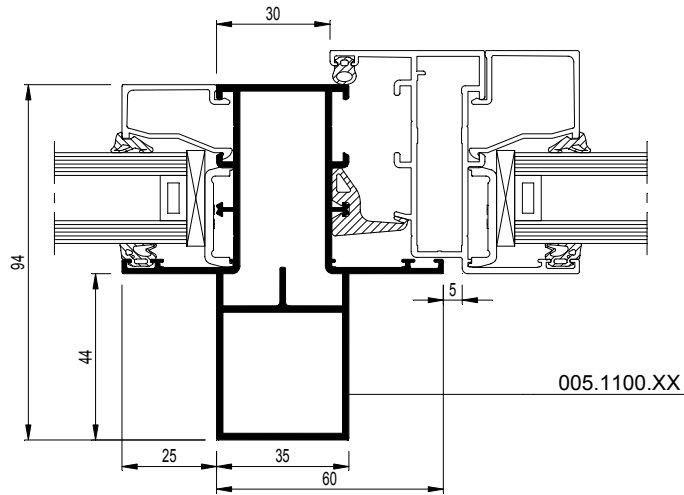


 CS59Pa-021008.dxf
CS59Pa-021008.dwg



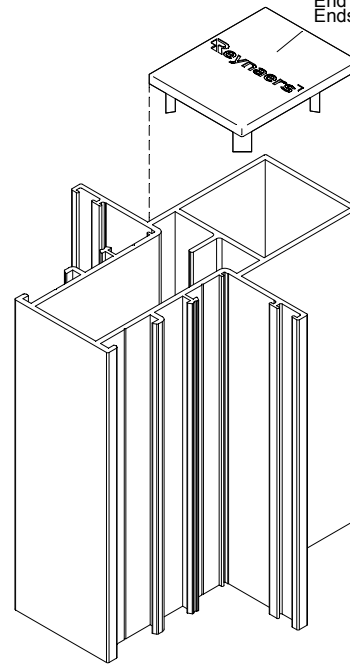


22

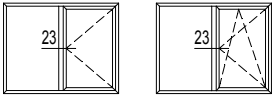


CS59Pa-022001.dxf
 CS59Pa-022001.dwg

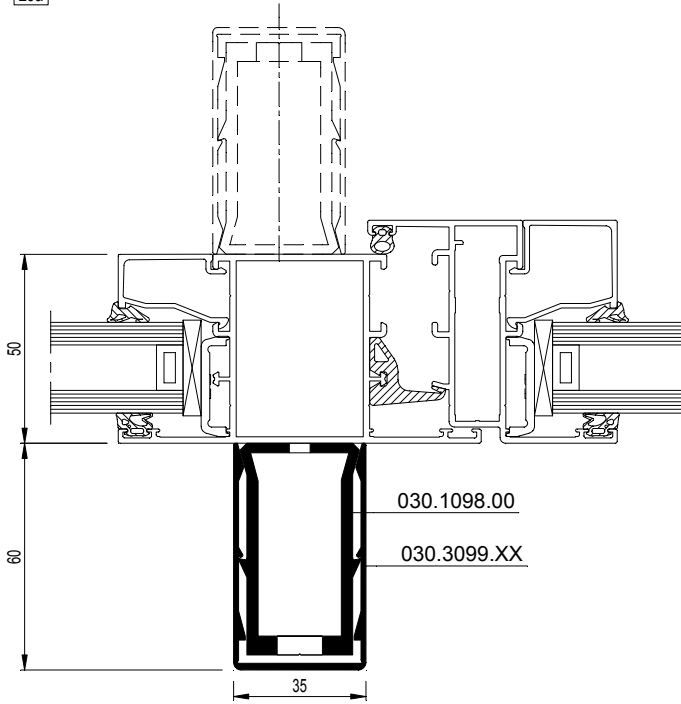
Eindstukken beschikbaar
 Pièces finales disponibles
 End caps available
 Endstücke verfügbar



CS59Pa-3d0002.dxf
 CS59Pa-3d0002.dwg



23a

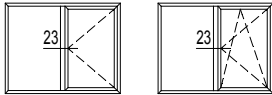


☞dxf
dwg



23

Nota : voor keuze van versteviging : zie waarden op blz 18-19
 Note : pour choix de renforcement : voir valeurs page 18-19
 Note : For choice of reinforcement, see values on pages 18-19
 Note : für Verstärkungswahl : siehe Werte Seite 18-19



030.1098.00

$I_x = 19.656 \text{ cm}^4$

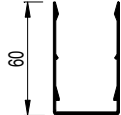


23

CS59Pa-023003.dxf
CS59Pa-023003.dwg

030.3099.XX

$I_x = 9.625 \text{ cm}^4$



030.1097.00

$I_x = 10.260 \text{ cm}^4$

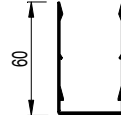


23

CS59Pa-023004.dxf
CS59Pa-023004.dwg

030.3099.XX

$I_x = 9.625 \text{ cm}^4$



030.1096.00

$I_x = 4.881 \text{ cm}^4$



23

CS59Pa-023005.dxf
CS59Pa-023005.dwg

030.3097.XX

$I_x = 2.767 \text{ cm}^4$



Opmerking: - Versteviging van binnenzijde + scharnier is niet mogelijk indien de binnenzijde van een T-profiel < 75 mm

- Bevestiging: om de 300 mm
- Bij horizontale versteviging, contacteer Reynaers Consult



Remarque: - Positionnement du renfort à l'intérieur en présence de charnières non possible sur profilé-T de largeur intérieure < 75 mm

- Fixation: tous les 300 mm
- Pour utilisation comme renfort horizontal, contactez Reynaers Consult

Remark: - Reinforcement of inner side + hinge is not possible in case the inner side of a transom-mullion < 75 mm Fixing: every 300 mm

- For horizontal reinforcements, please contact Reynaers Consult - tel. 015/30 88 99

Anmerkung: - Verstärkung der Innenseite und Band ist unmöglich wenn die Innenseite einer Sprosse < 75 mm

- Bevestiging: jede 300 mm
- Bei horizontaler Verstärkung, bitte nehmen Sie Kontakt auf mit Reynaers Consult

		i Versteviging langs binnen Renforcement du côté intérieur Reinforcement inside Verstärkung der Innenseite		e Versteviging langs buiten Renforcement du côté extérieur Reinforcement outside Verstärkung der Aussenseite			
T-profiel Traverse Transom-mullion Sprosse	Zonder versteviging Sans renforcement Without reinforcement Ohne Verstärkung	met avec with mit	030.1097.00	met avec with mit	030.1098.00		
	Ix cm4	Wx cm3		Ix cm4	Wx cm3	Ix cm4	Wx cm3
016.0113.XX 	11.786	3.797	e	49.41	9.51	74.92	12.44
016.0120.XX 	14.610	4.834	e	55.16	10.38	83.16	14.31
			i	72.27	12.26	107.10	20.05
016.0114.XX 	16.886	5.668	e	61.71	10.96	88.66	15.61
			i	75.40	12.59	111.67	20.80


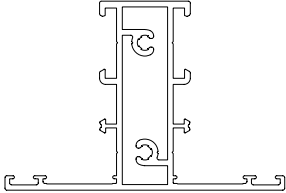
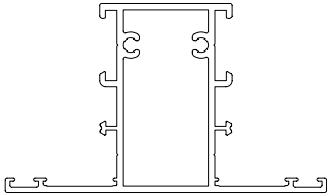
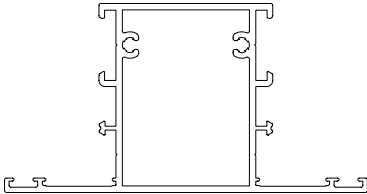
Opmerking: - Versteving van binnenzijde + scharnier is niet mogelijk indien de binnenzijde van een T-profiel < 75 mm is
- Bevestiging: om de 300 mm
- Bij horizontale versteving, contacteer Reynaers Consult

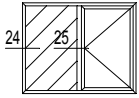


Remarque: - Positionnement du renfort à l'intérieur en présence de charnières non possible sur profilé-T de largeur intérieure < 75 mm
- Fixation: tous les 300 mm
- Pour utilisation comme renfort horizontal, contactez Reynaers Consult

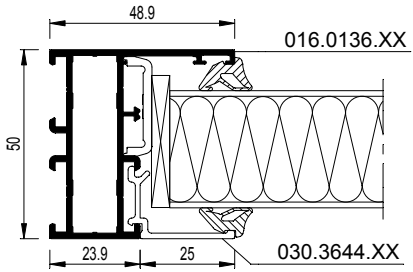
Remark: - Reinforcement of inner side + hinge is not possible in case the inner side of a transom-mullion < 75 mm
- For horizontal reinforcements, please contact Reynaers Consult - tel. 015/30 88 99

Anmerkung: - Verstärkung der Innenseite und Band ist unmöglich wenn die Innenseite einer Sprosse < 75 mm
- Bevestigung: jede 300 mm
- Bei horizontaler Verstärkung, bitte nehmen Sie Kontakt auf mit Reynaers Consult

 T-profiel Sprosse Transom-mullion Traverse	Zonder versteving Sans renforcement Without reinforcement Ohne Verstärkung			met avec with mit 030.1097.XX		met avec with mit 030.1098.XX	
	Ix cm ⁴	Wx cm ³	e	Ix cm ⁴	Wx cm ³	Ix cm ⁴	Wx cm ³
016.0813.XX 	13.054	4.298	e i	53.32	10.09	81.00	13.88
016.0820.XX 	15.700	5.437	e i	59.26	10.83	89.20	15.77
016.0814.XX 	17.934	6.276	e i	62.97	11.29	94.39	17.05



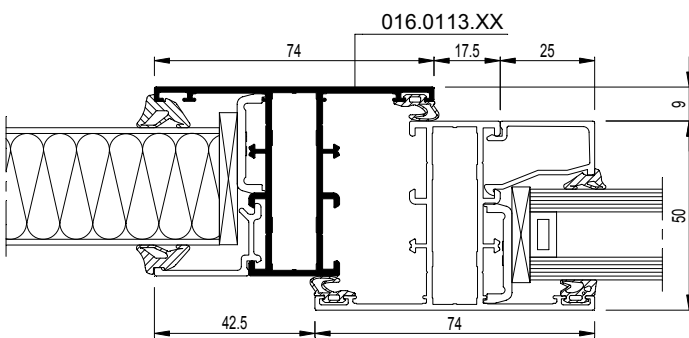
24



☞dxf
dwg

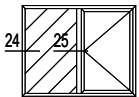


25



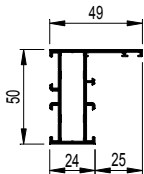
☞dxf
dwg






016.0136.XX

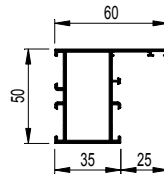
$I_x = 10.135 \text{ cm}^4$




 CS59Pa-024001.dxf
 CS59Pa-024001.dwg

016.0183.XX

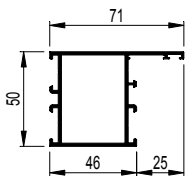
$I_x = 12.836 \text{ cm}^4$




 CS59Pa-024002.dxf
 CS59Pa-024002.dwg

016.0125.XX

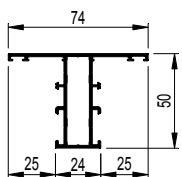
$I_x = 15.047 \text{ cm}^4$




 CS59Pa-024003.dxf
 CS59Pa-024003.dwg

016.0113.XX

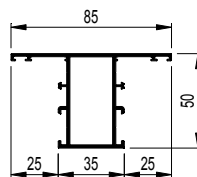
$I_x = 11.786 \text{ cm}^4$




 CS59Pa-025001.dxf
 CS59Pa-025001.dwg

016.0120.XX

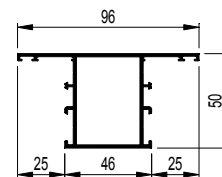
$I_x = 14.610 \text{ cm}^4$





 CS59Pa-025002.dxf
 CS59Pa-025002.dwg

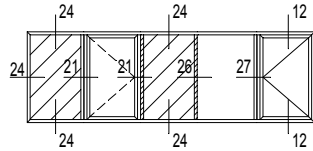
016.0114.XX

$I_x = 16.886 \text{ cm}^4$

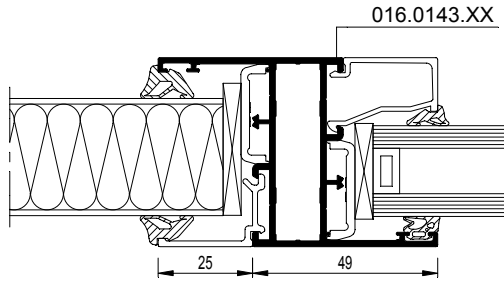


 CS59Pa-025003.dxf
 CS59Pa-025003.dwg





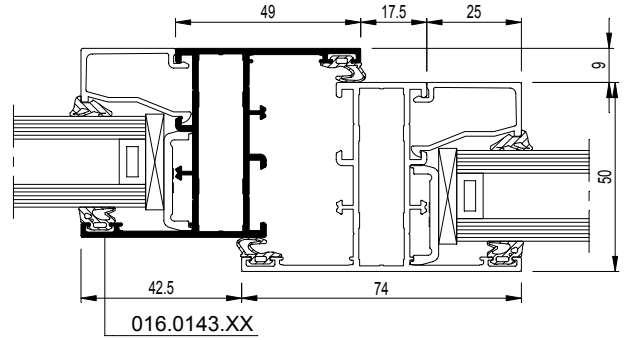
26



... .dxf
dwg



27

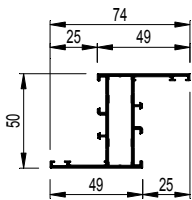


... .dxf
dwg



016.0143.XX

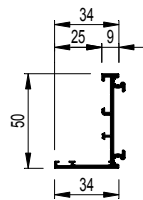
$I_x = 13.090 \text{ cm}^4$



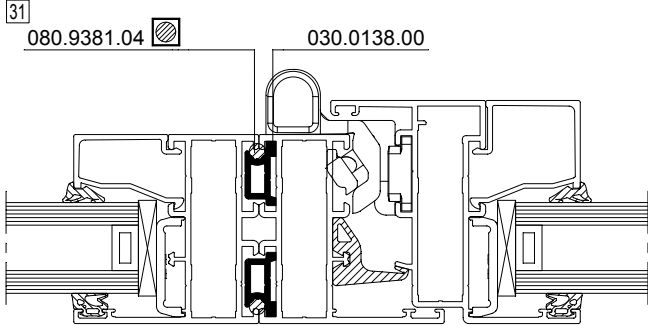
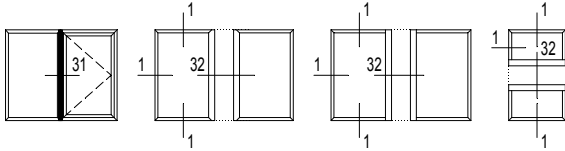
- 26 CS59Pa-026001.dxf
 CS59Pa-026001.dwg
- 27 CS59Pa-027001.dxf
 CS59Pa-027001.dwg

016.0105.XX

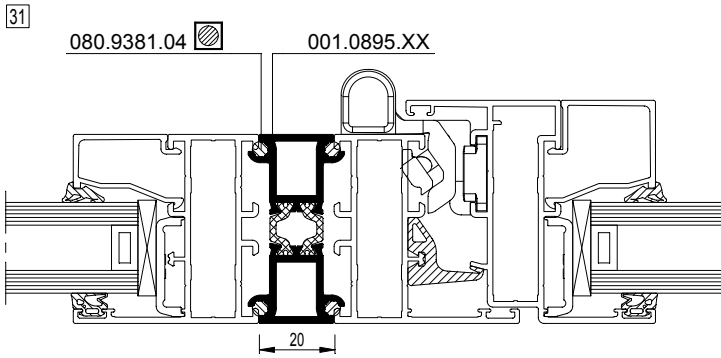
$I_x = 7.021 \text{ cm}^4$



- 26 CS59Pa-026002.dxf
 CS59Pa-026002.dwg
- 27 CS59Pa-027002.dxf
 CS59Pa-027002.dwg

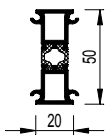


CS59Pa-031001.dxf
 CS59Pa-031001.dwg



001.0895.XX

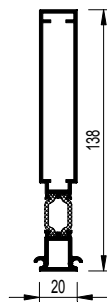
$I_x = 7.010 \text{ cm}^4$



CS59Pa-031002.dxf
 CS59Pa-031002.dwg

005.1848.XX

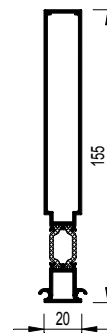
$I_x = 90.907 \text{ cm}^4$



CS59Pa-031004.dxf
 CS59Pa-031004.dwg

006.0371.XX

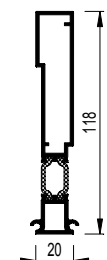
$I_x = 120.097 \text{ cm}^4$



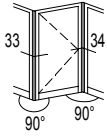
CS59Pa-031005.dxf
 CS59Pa-031005.dwg

005.1837.XX

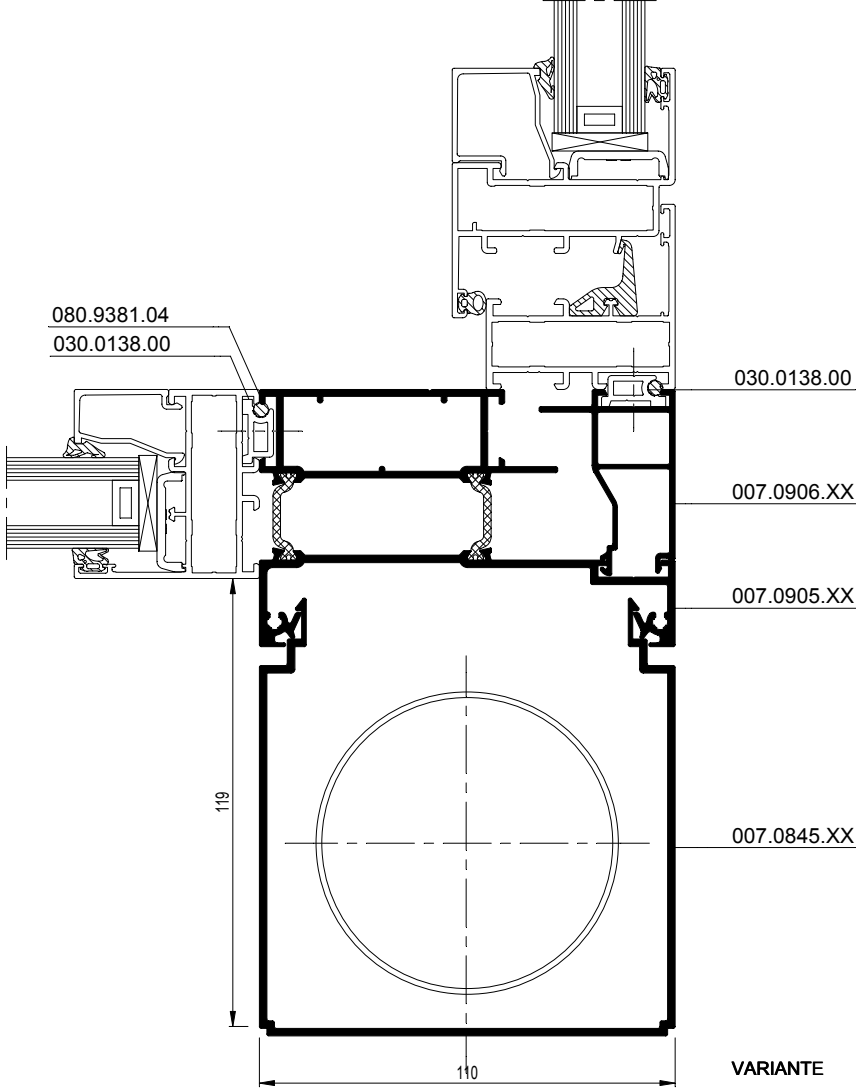
$I_x = 58.021 \text{ cm}^4$



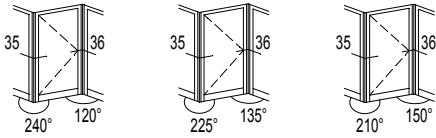
CS59Pa-031003.dxf
 CS59Pa-031003.dwg



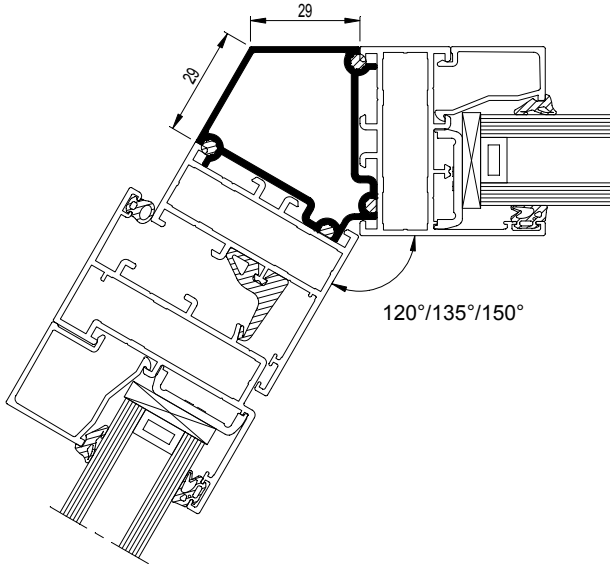
33



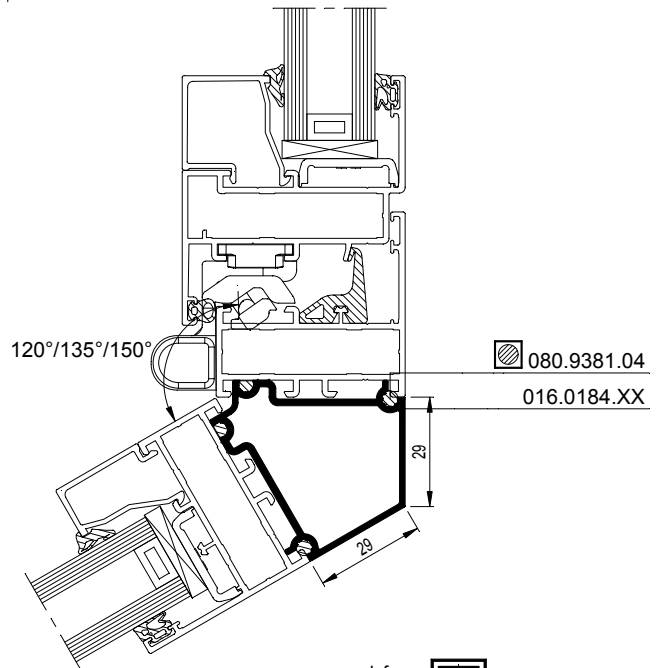
CS59Pa-033002.dxf
CS59Pa-033002.dwg



36



35



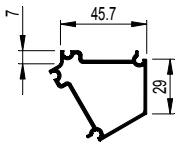
☞dxf
dwg

☞dxf
dwg

016.0184.XX

$I_x = 7.785 \text{ cm}^4$

120°



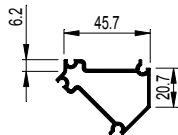
35 CS59Pa-035001.dxf
 CS59Pa-035001.dwg

36 CS59Pa-036001.dxf
 CS59Pa-036001.dwg

016.0178.XX

$I_x = 6.505 \text{ cm}^4$

135°



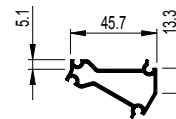
35 CS59Pa-035002.dxf
 CS59Pa-035002.dwg

36 CS59Pa-036002.dxf
 CS59Pa-036002.dwg

016.0179.XX

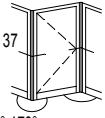
$I_x = 2.119 \text{ cm}^4$

150°

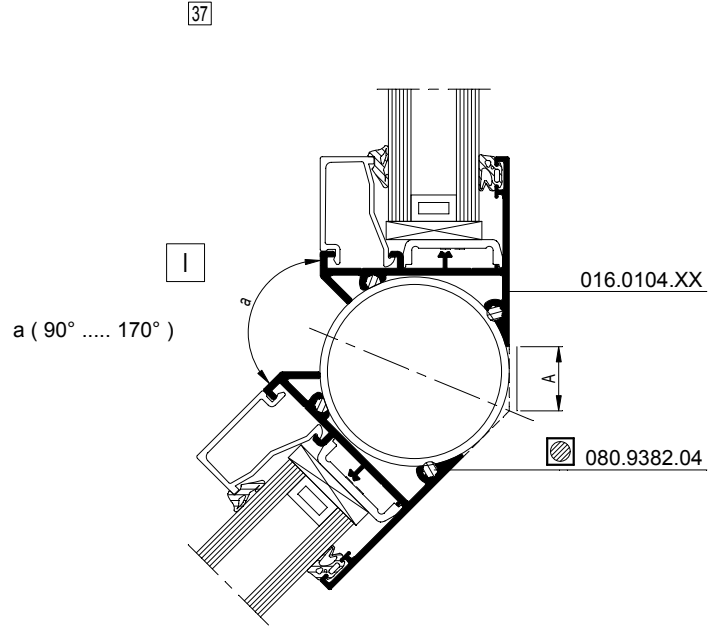


35 CS59Pa-035003.dxf
 CS59Pa-035003.dwg

36 CS59Pa-036003.dxf
 CS59Pa-036003.dwg



90°-170°



CS59Pa-037001.dxf
 CS59Pa-037001.dwg

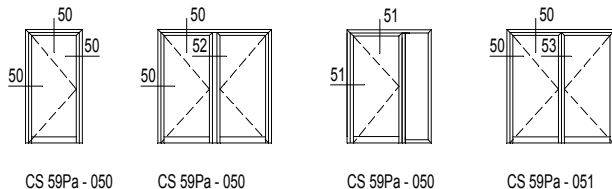
a	A
170°	8.8
160°	11
150°	13.3
140°	15.8
130°	18.3
120°	21.1
110°	24.2
100°	27.7
90°	31.7

CS 59Pa (Portes)

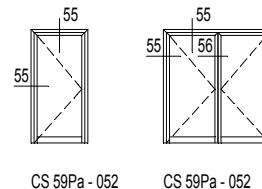


5 Portes ouvrant vers l'intérieur

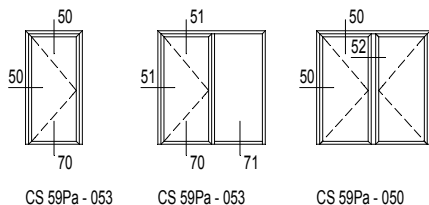
Portes ouvrant vers l'intérieur



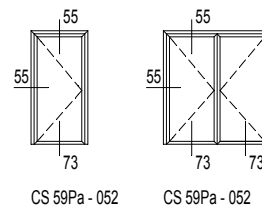
... avec profilé fenêtre



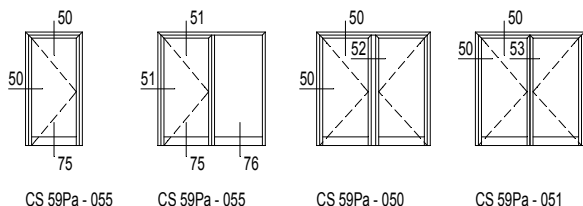
Portes ouvrant vers l'intérieur avec ouvrant serti tout autour



... avec profilé fenêtre

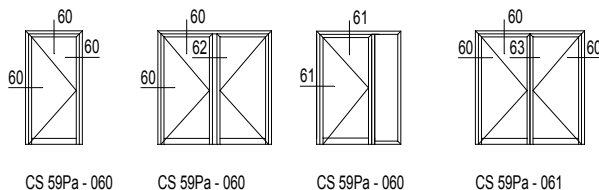


Portes avec traverse

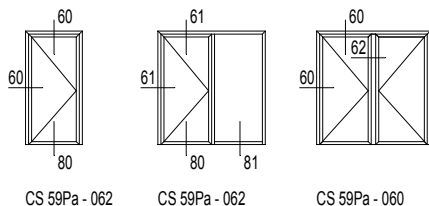


6 Portes ouvrant vers l'extérieur

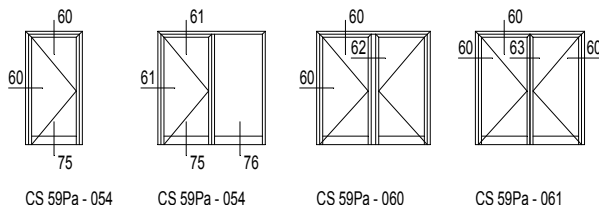
Portes ouvrant vers l'extérieur

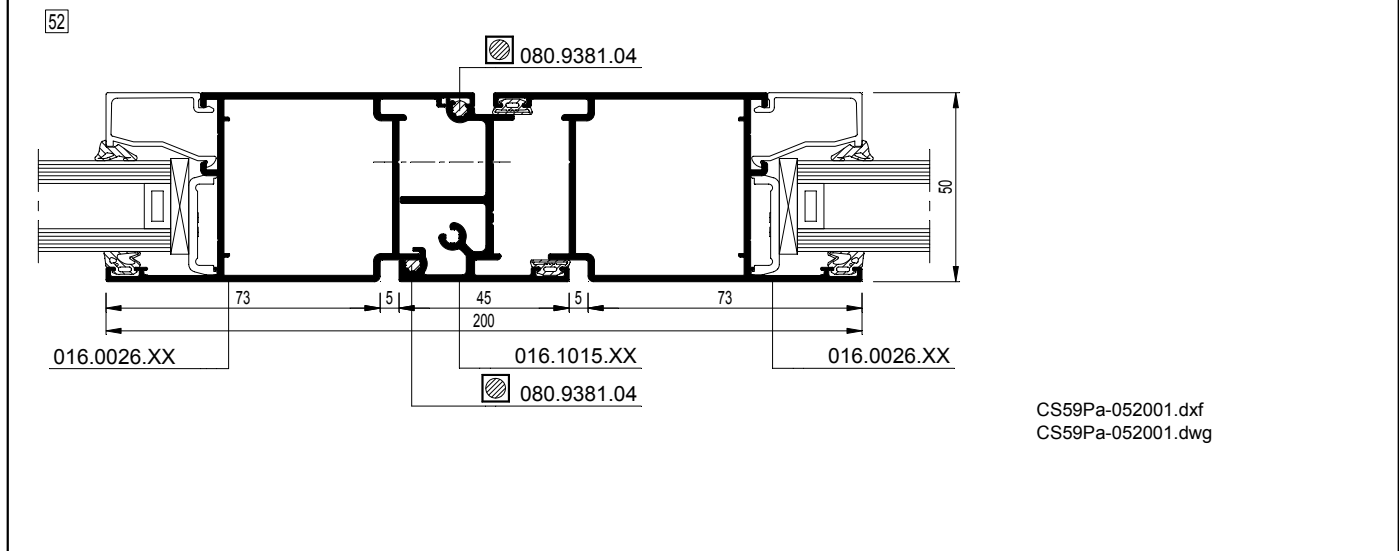
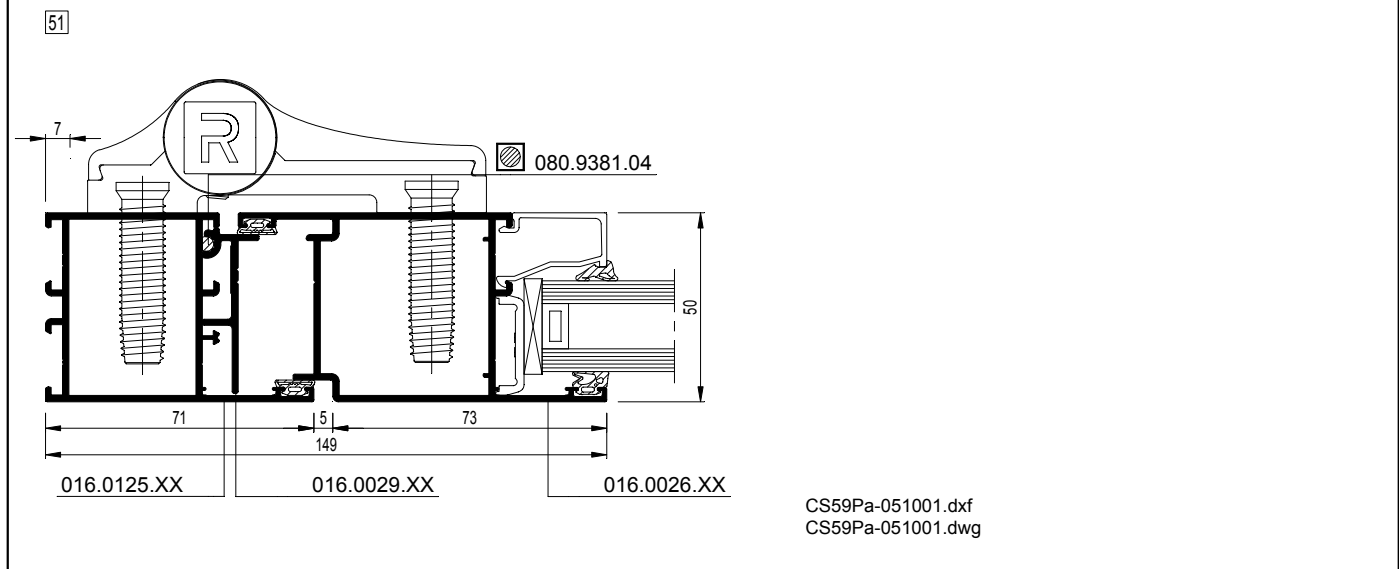
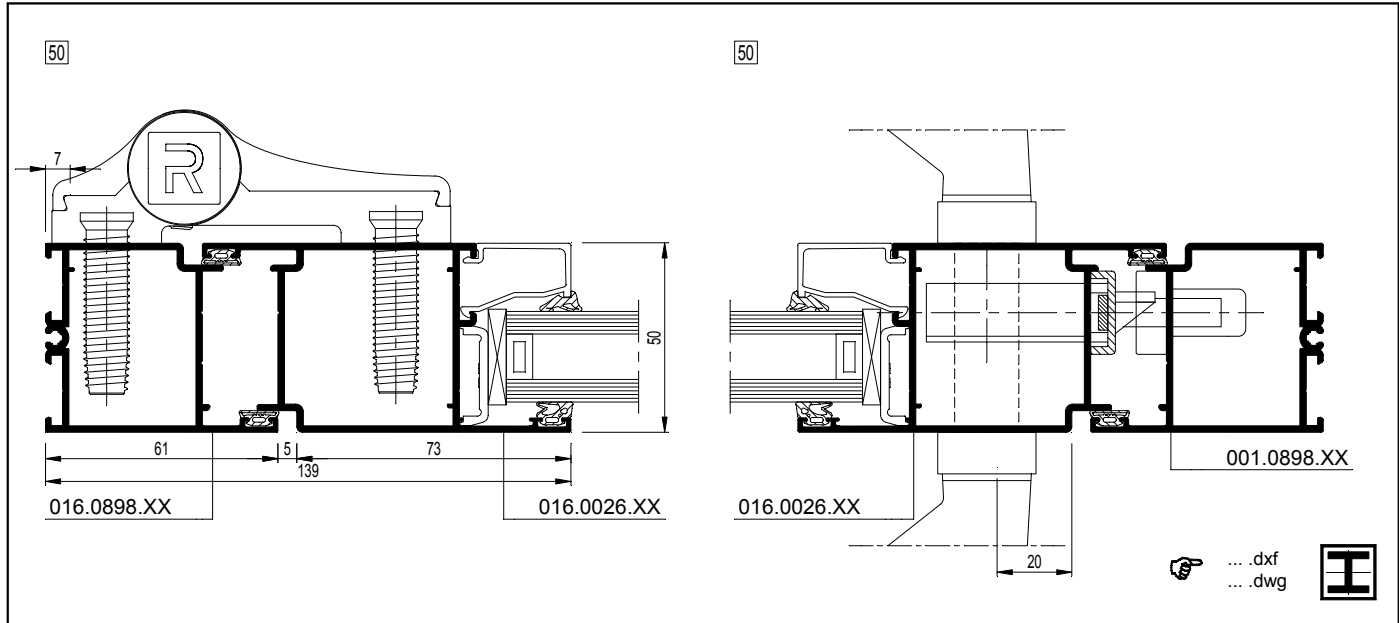
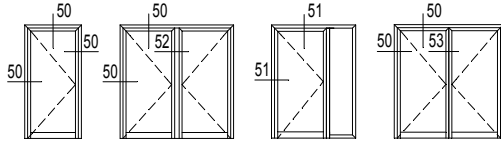


Portes ouvrant vers l'extérieur avec ouvrant serti tout autour



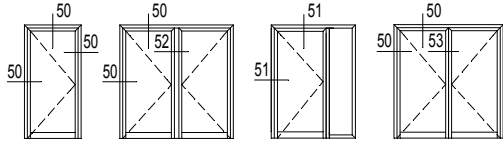
Portes avec traverse





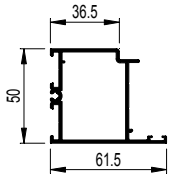
CS 59Pa

Deuren naar binnen draaiend - Naar binnen opengaande deuren
 Portes ouvrant vers l'intérieur - Portes ouvrant vers l'intérieur
 Doors inward opening - Inward opening doors
 Türen nach innen öffnend - Nach innen öffnende Türen



016.0898.XX

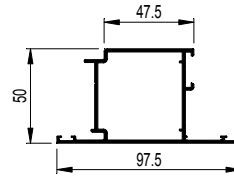
$I_x = 13.668 \text{ cm}^4$



50 CS59Pa-050001.dxf
 CS59Pa-050001.dwg

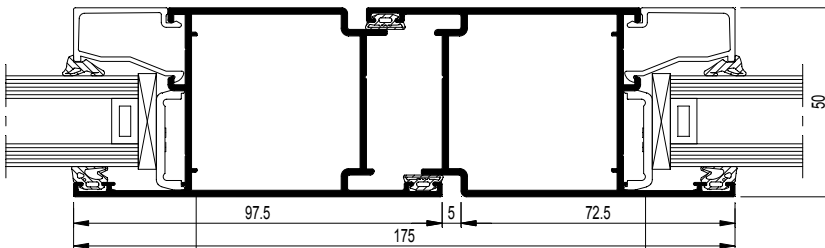
016.0014.XX

$I_x = 17.961 \text{ cm}^4$



50 CS59Pa-050002.dxf
 CS59Pa-050002.dwg

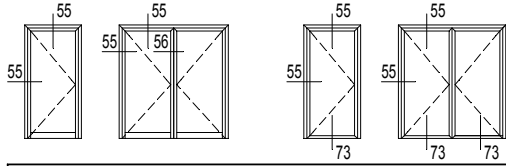
53 ZT



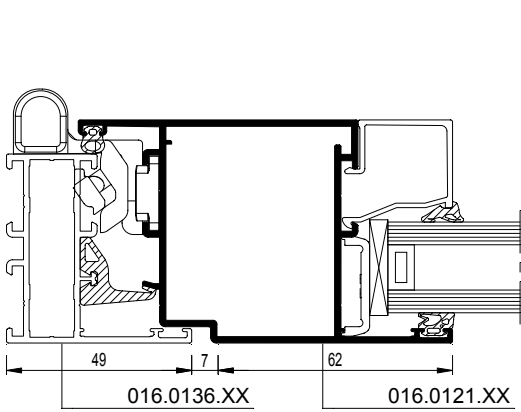
016.0014.XX

016.0026.XX

CS59Pa-053001.dxf
 CS59Pa-053001.dwg

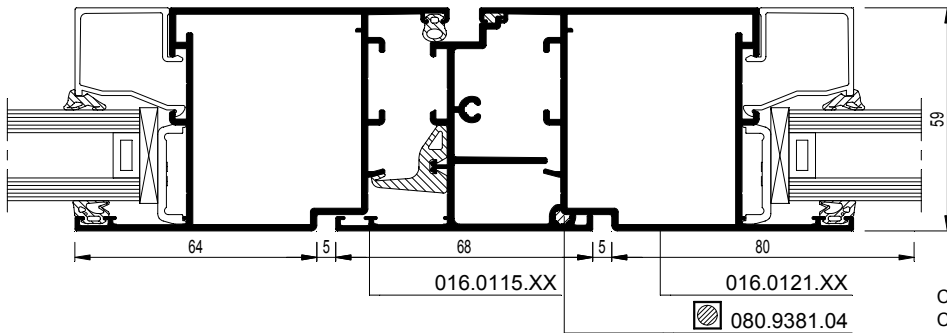


55



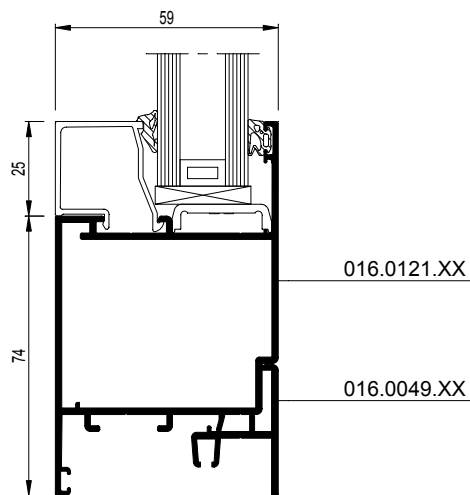
CS59Pa-055001.dxf
 CS59Pa-055001.dwg

56



CS59Pa-056001.dxf
 CS59Pa-056001.dwg

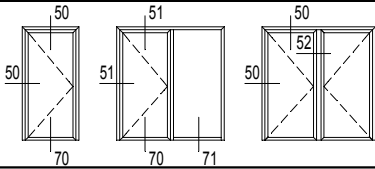
73



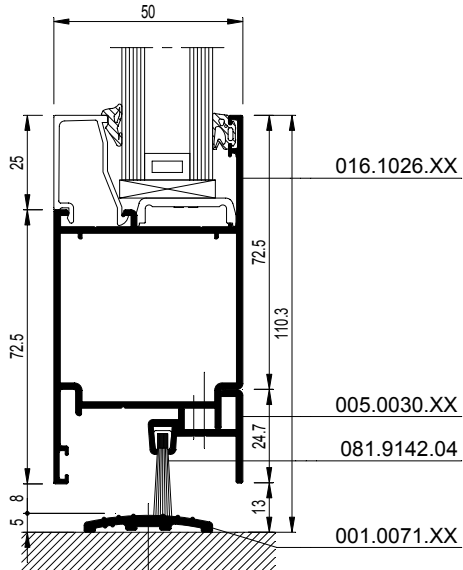
CS59Pa-073001.dxf
 CS59Pa-073001.dwg

CS 59Pa

Deuren - Naar binnen draaiende deuren met deurvleugel rondom geperst
 Portes - Portes ouvrant vers l'intérieur avec ouvrant serti tout autour
 Doors - Inward opening doors with vent crimped all round
 Türen - Nach innen öffnende Türen mit rundherum gepresstem Türflügel

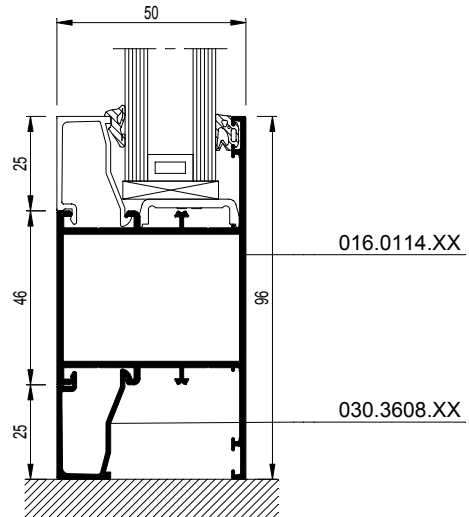


70




CS59Pa-070001.dxf
 CS59Pa-070001.dwg

71

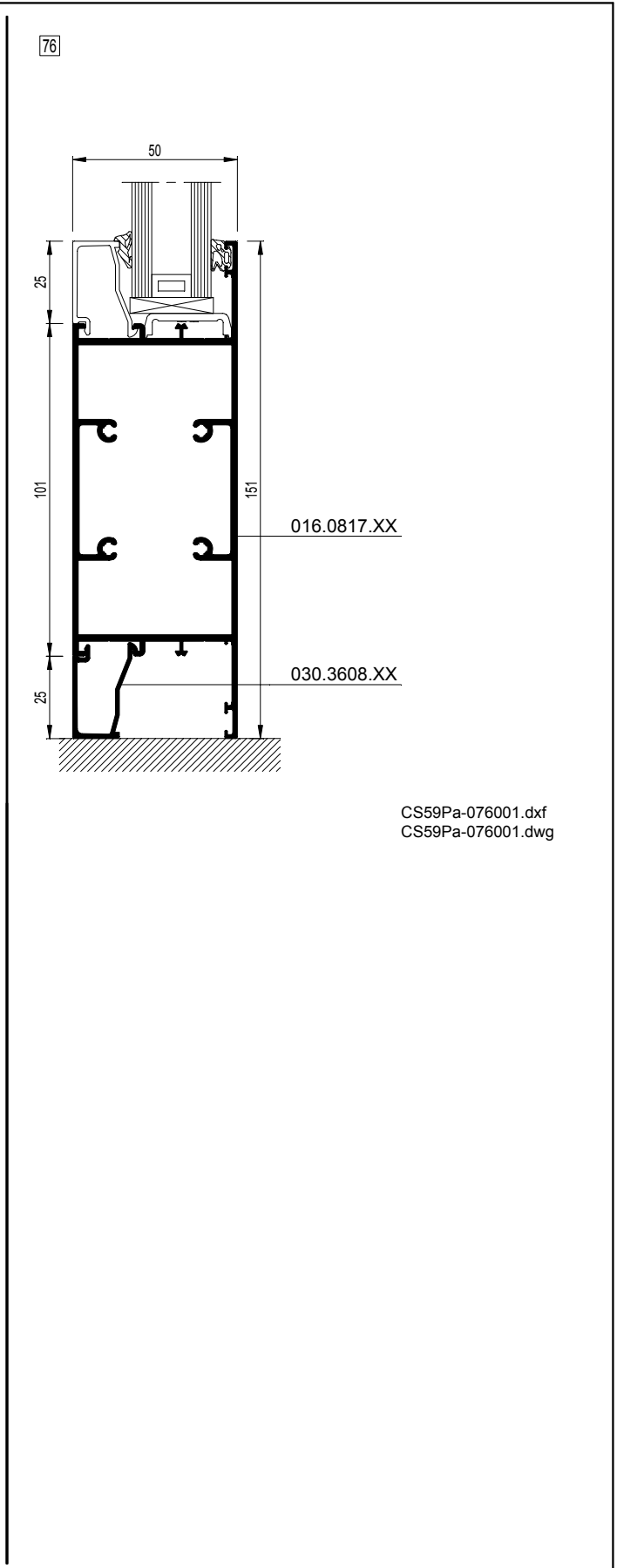
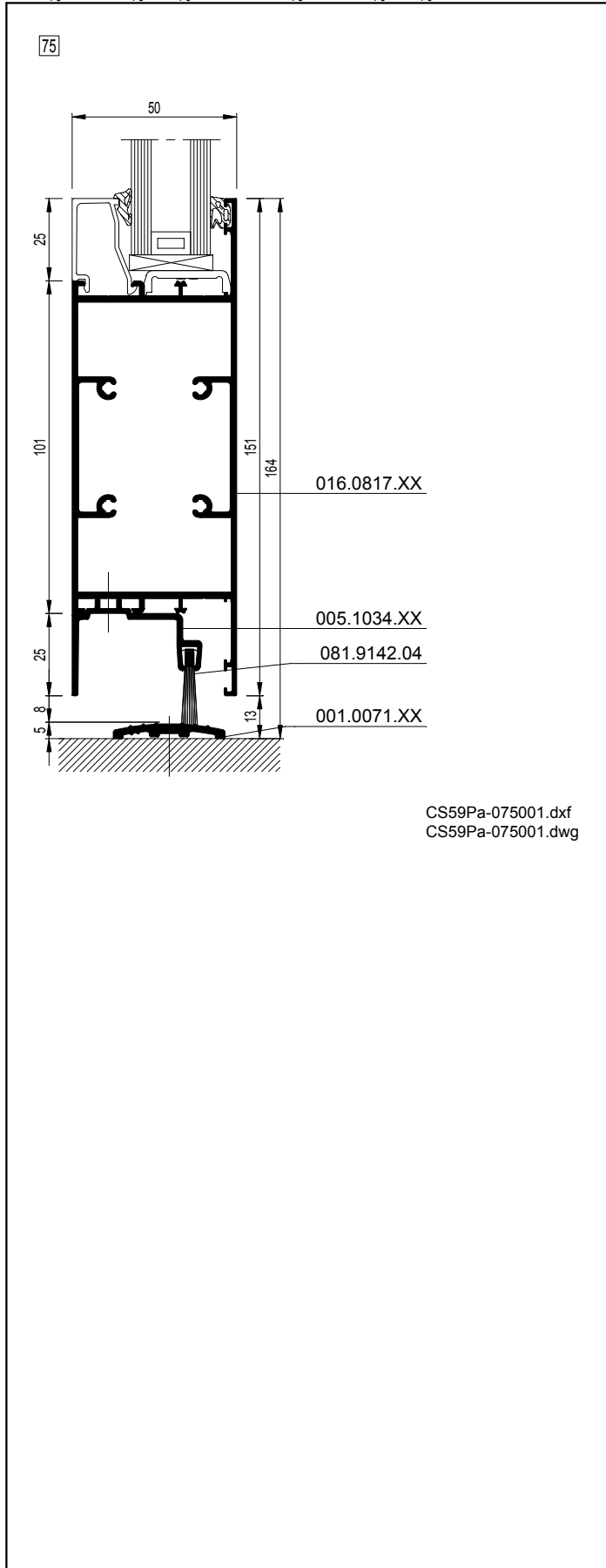
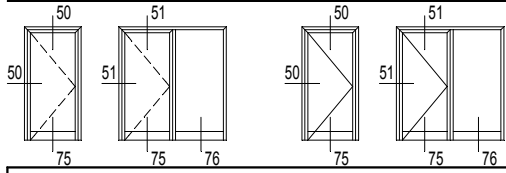


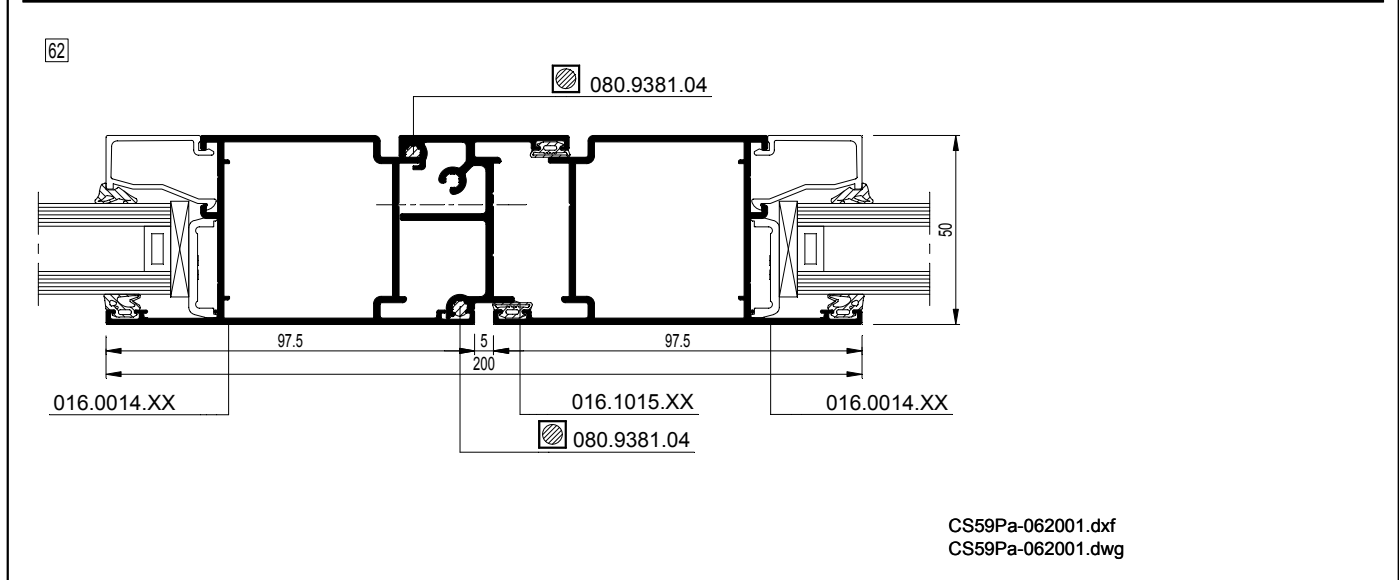
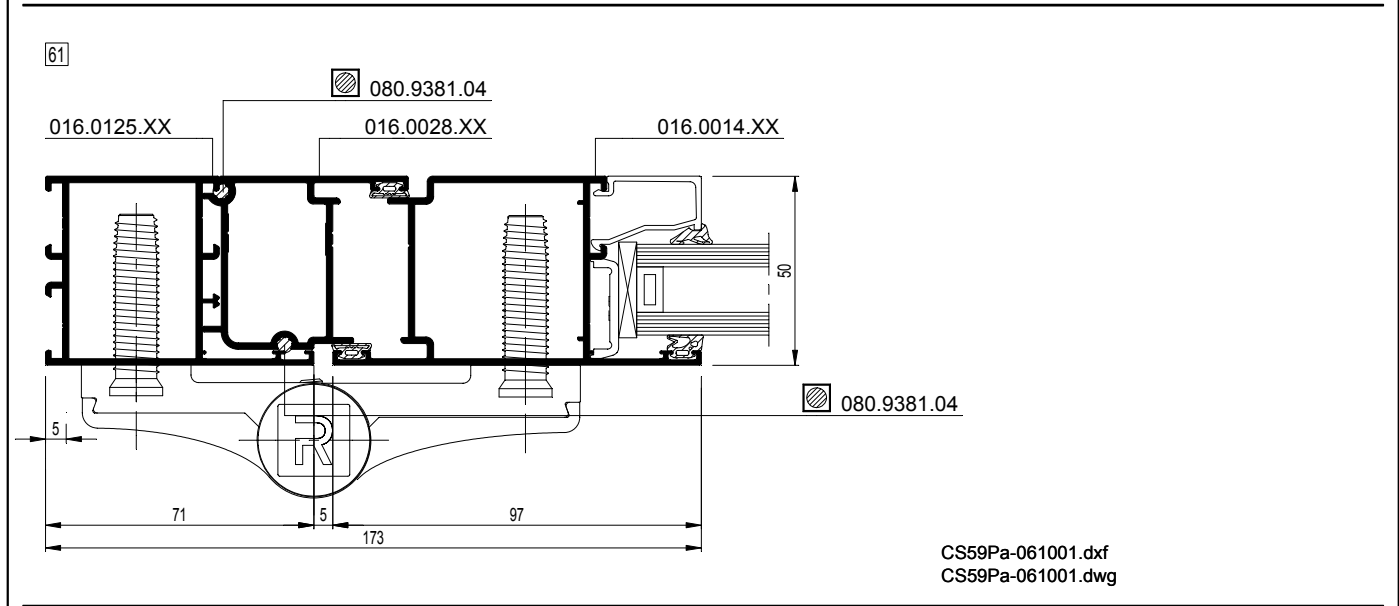
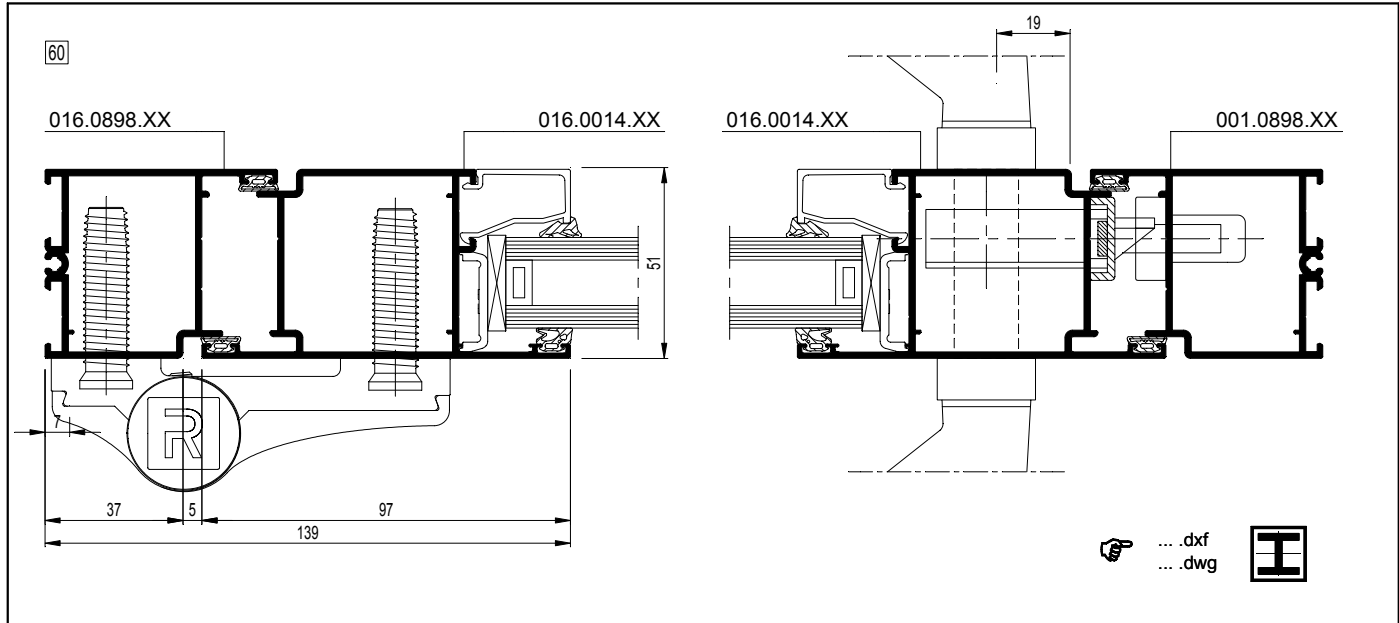
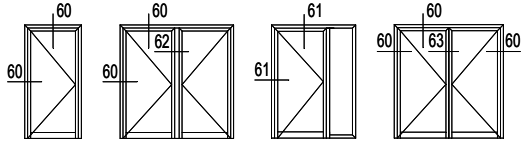
CS59Pa-071001.dxf
 CS59Pa-071001.dwg



CS 59Pa

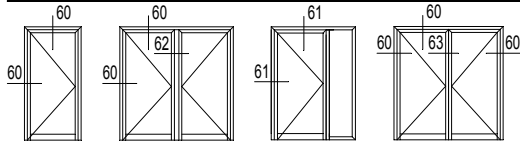
Deuren naar binnen draaiend - Deuren met T-profiel
 Portes ouvrant vers l'intérieur - Portes avec traverse
 Doors inward opening - Doors with transom-mullion
 Türen nach innen öffnend - Türen mit T-profilsockel





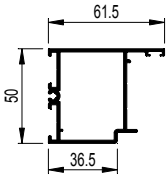
CS 59Pa

Deuren naar buiten draaiend - Naar buiten opengaande deuren
 Portes ouvrant vers l'extérieur - Portes ouvrant vers l'extérieur
 Doors outward opening - Outward opening doors
 Türen nach außen öffnend - Nach außen öffnende Türen



016.0898.XX

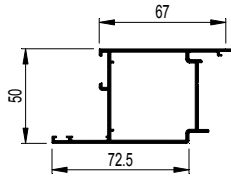
$I_x = 13.668 \text{ cm}^4$



CS-59Pa-060001.dxf
 CS-59Pa-060001.dwg

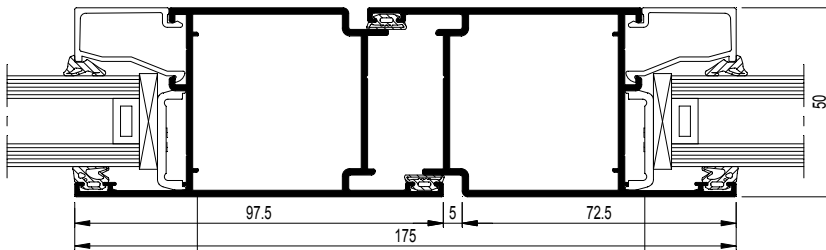
016.0026.XX

$I_x = 18.889 \text{ cm}^4$



CS-59Pa-060002.dxf
 CS-59Pa-060002.dwg

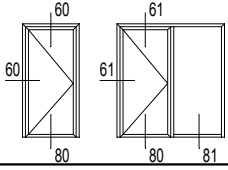
ZT



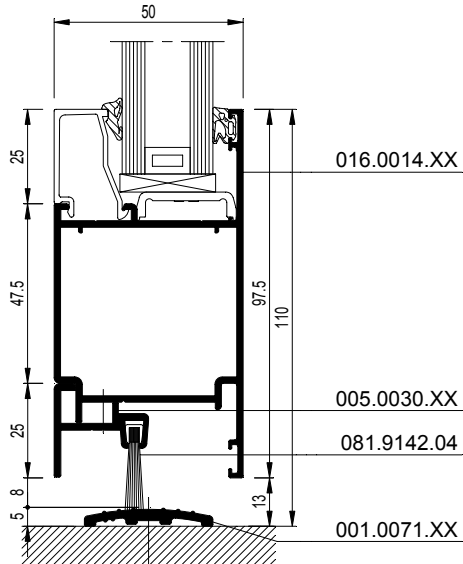
016.0014.XX

016.0026.XX

CS-59Pa-063001.dxf
 CS-59Pa-063001.dwg

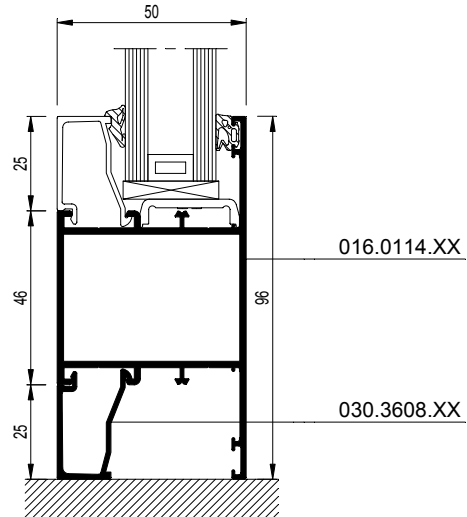


80



CS59Pa-080001.dxf
 CS59Pa-080001.dwg

81



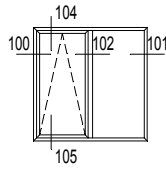
CS59Pa-081001.dxf
 CS59Pa-081001.dwg

CS 59Pa

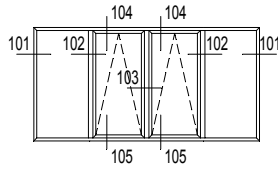


CS 59Pa Front (CS 59Pa-Fr)

Porte coulissante-battante



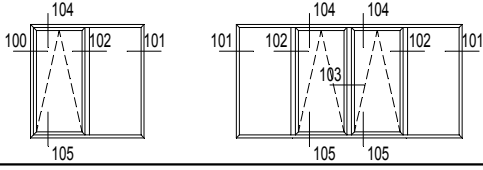
CS 59Pa-Fr - 102



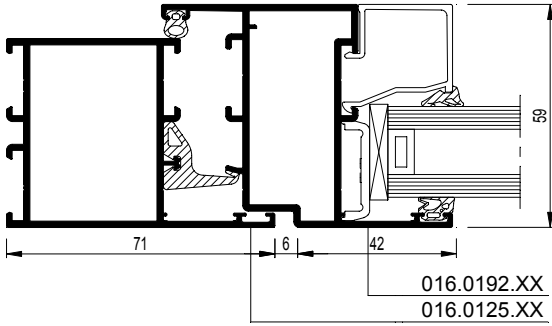
CS 59Pa-Fr - 103

CS 59Pa-Fr

Schuif-kipdeur
 Porte coulissante-battante
 Sliding tilt door
 Schiebe-kipptür

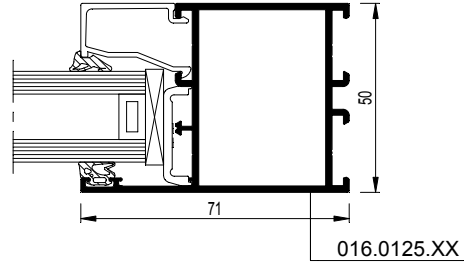


100 11



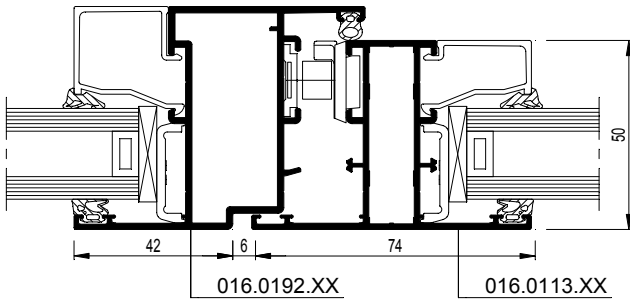
CS59Pa-100001.dxf
 CS59Pa-100001.dwg

101 1



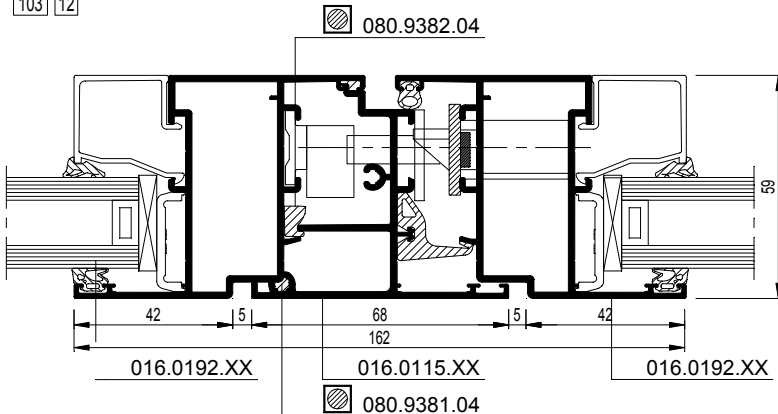
CS59Pa-101001.dxf
 CS59Pa-101001.dwg

102 21



CS59Pa-102001.dxf
 CS59Pa-102001.dwg

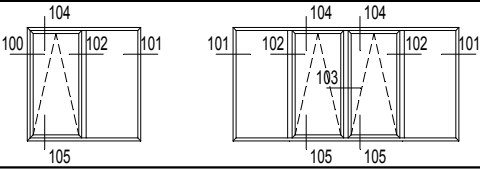
103 12



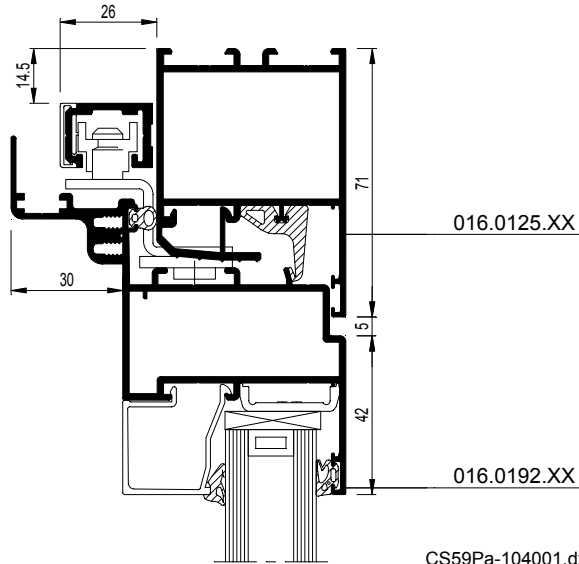
CS59Pa-103001.dxf
 CS59Pa-103001.dwg

CS 59Pa-Fr

Schuif-kipdeur
 Porte coulissante-battante
 Sliding tilt door
 Schiebe-kipptür

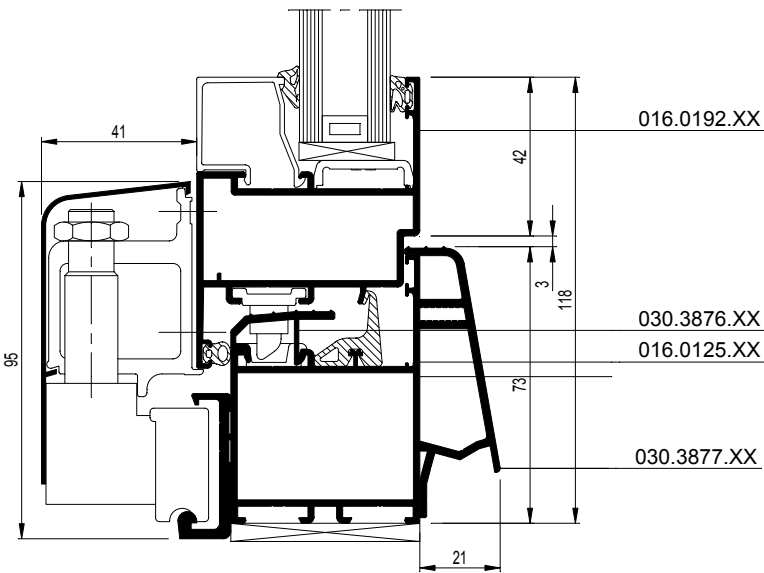


104




CS59Pa-104001.dxf
 CS59Pa-104001.dwg

105



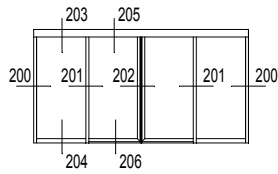
CS59Pa-105001.dxf
 CS59Pa-105001.dwg



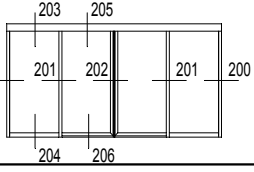


CS 59Pa Automatic Sliding Door (CS 59Pa-AD)

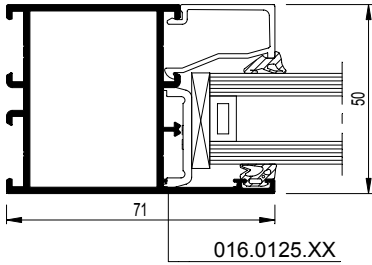
Portes coulissantes



CS 59Pa - 202
CS 59Pa - 203
CS 59Pa - 204

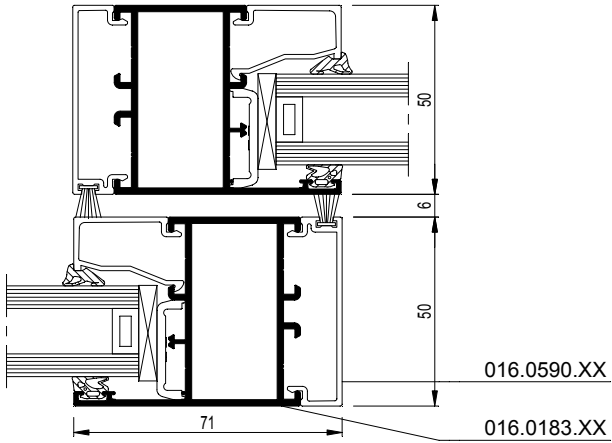


200



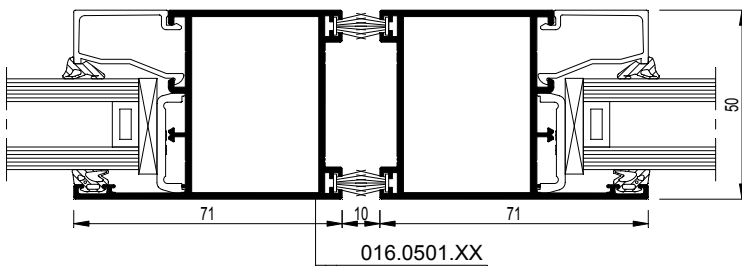
CS59Pa-200001.dxf
 CS59Pa-200001.dwg

201



CS59Pa-201001.dxf
 CS59Pa-201001.dwg

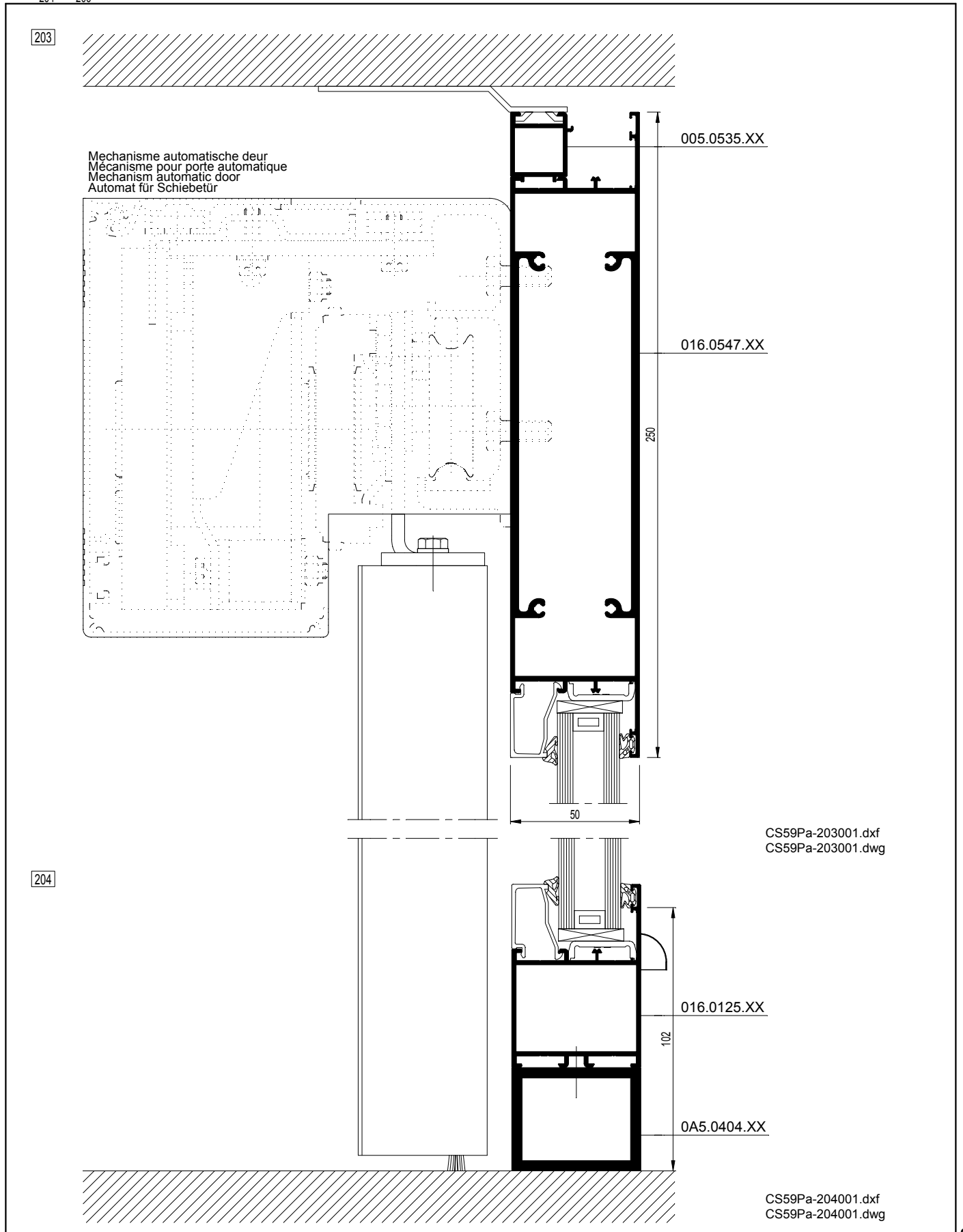
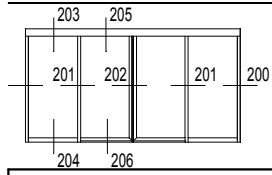
202



CS59Pa-202001.dxf
 CS59Pa-202001.dwg

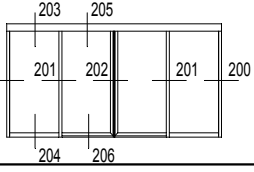
CS 59Pa-AD

Automatische schuifdeuren
Portes coulissantes automatiques
Automatic sliding door
Automatische Schiebetüren

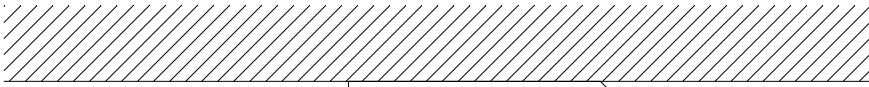


CS 59Pa-AD

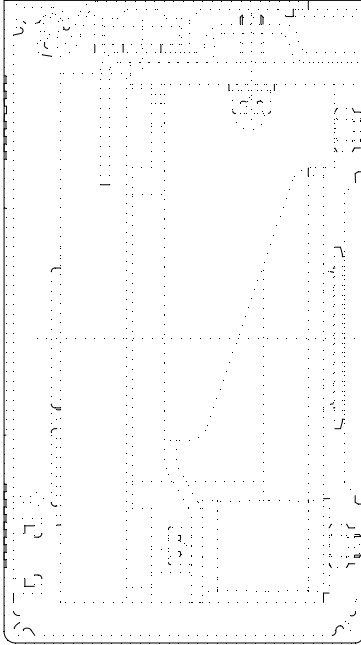
Automatische schuifdeuren
Portes coulissantes automatiques
Automatic sliding door
Automatische Schiebetüren



205

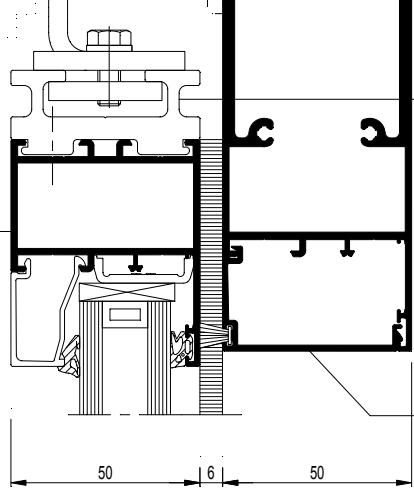


Mechanisme automatische deur
Mécanisme pour porte automatique
Mechanism automatic door
Automat für Schiebetür



016.0183.XX

71



005.0535.XX

250

016.0547.XX

001.0599.XX

016.0591.XX

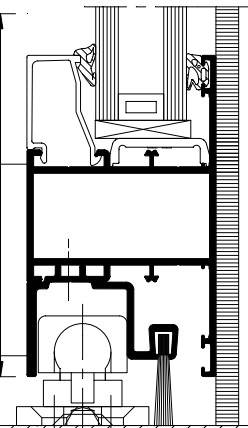
CS59Pa-205001.dxf
CS59Pa-205001.dwg

206

016.0120.XX

96

016.1534.XX



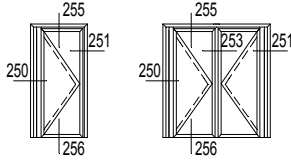
CS59Pa-206001.dxf
CS59Pa-206001.dwg



CS 59Pa Swing Door (CS 59Pa-SD)

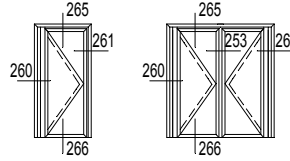
1 Porte avec anti-pince-doigts

Pivot de frein aerien porte avec anti-pince-doigts



CS 59Pa - 250
CS 59Pa - 251

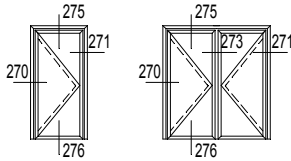
Pivot de frein au sol porte avec anti-pince-doigts



CS 59Pa - 256
CS 59Pa - 257

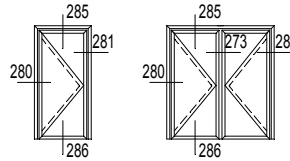
2 Porte sans anti-pince-doigts

Pivot de frein aerien porte sans anti-pince-doigts



CS 59Pa - 260
CS 59Pa - 261

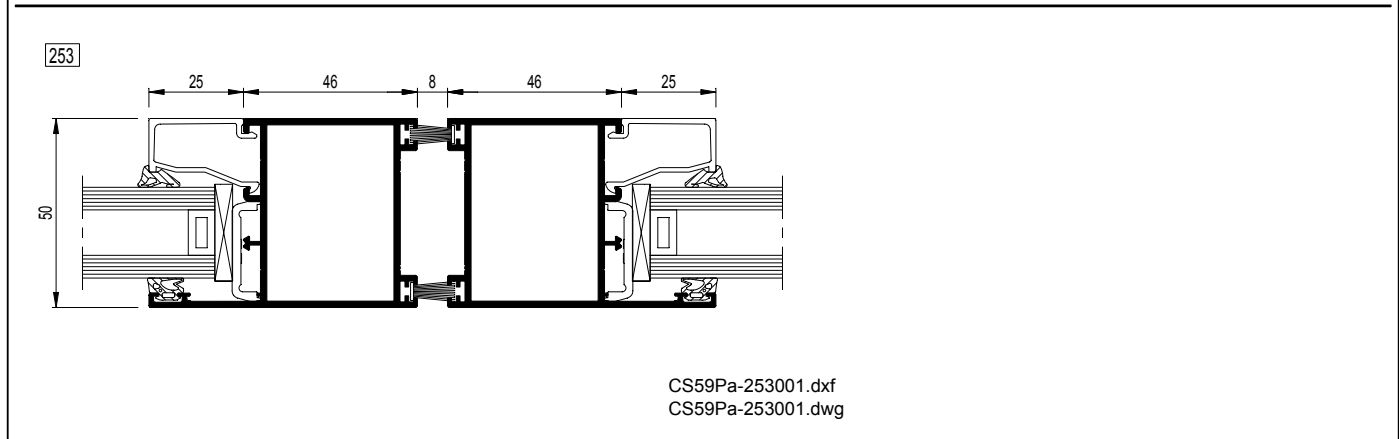
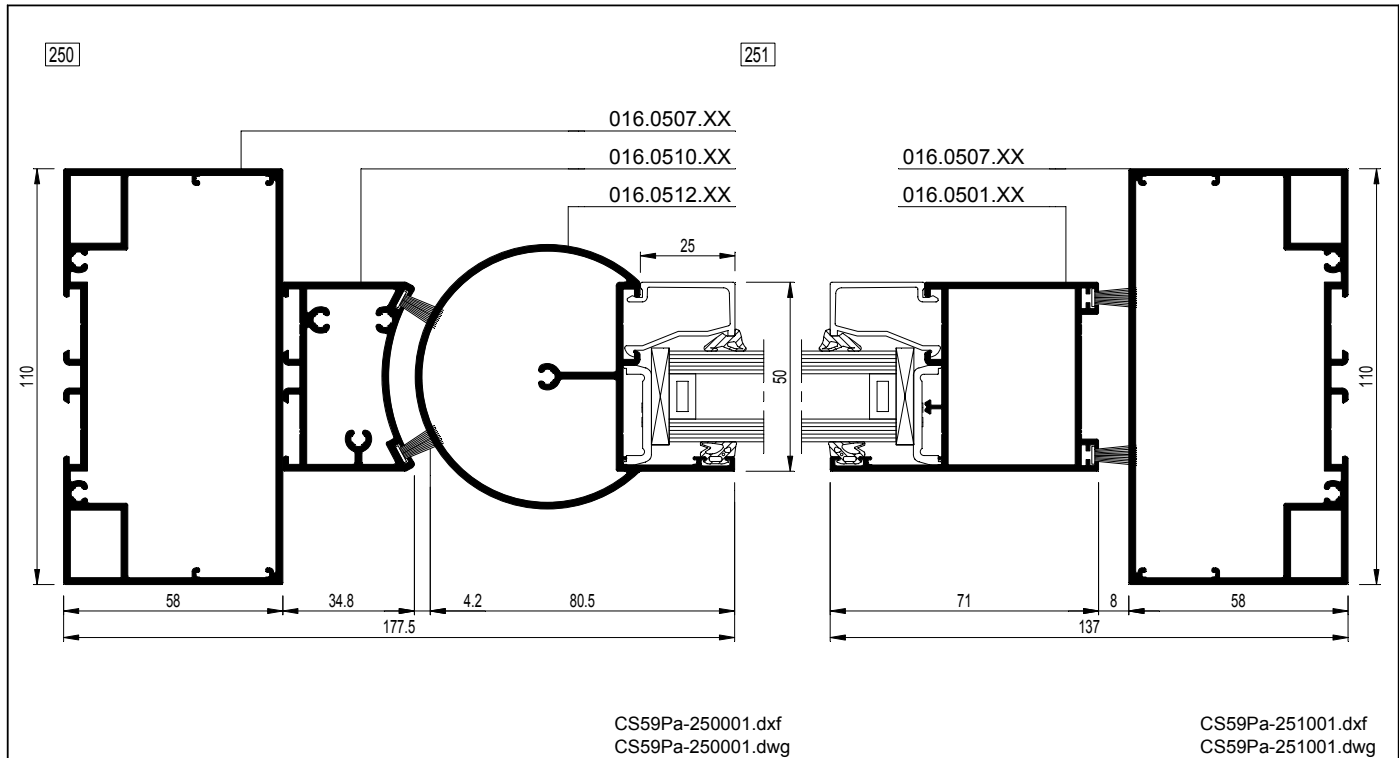
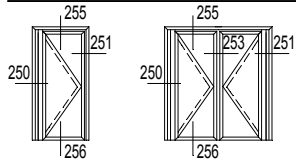
Pivot de frein au sol porte sans anti-pince-doigts



CS 59Pa - 266
CS 59Pa - 267

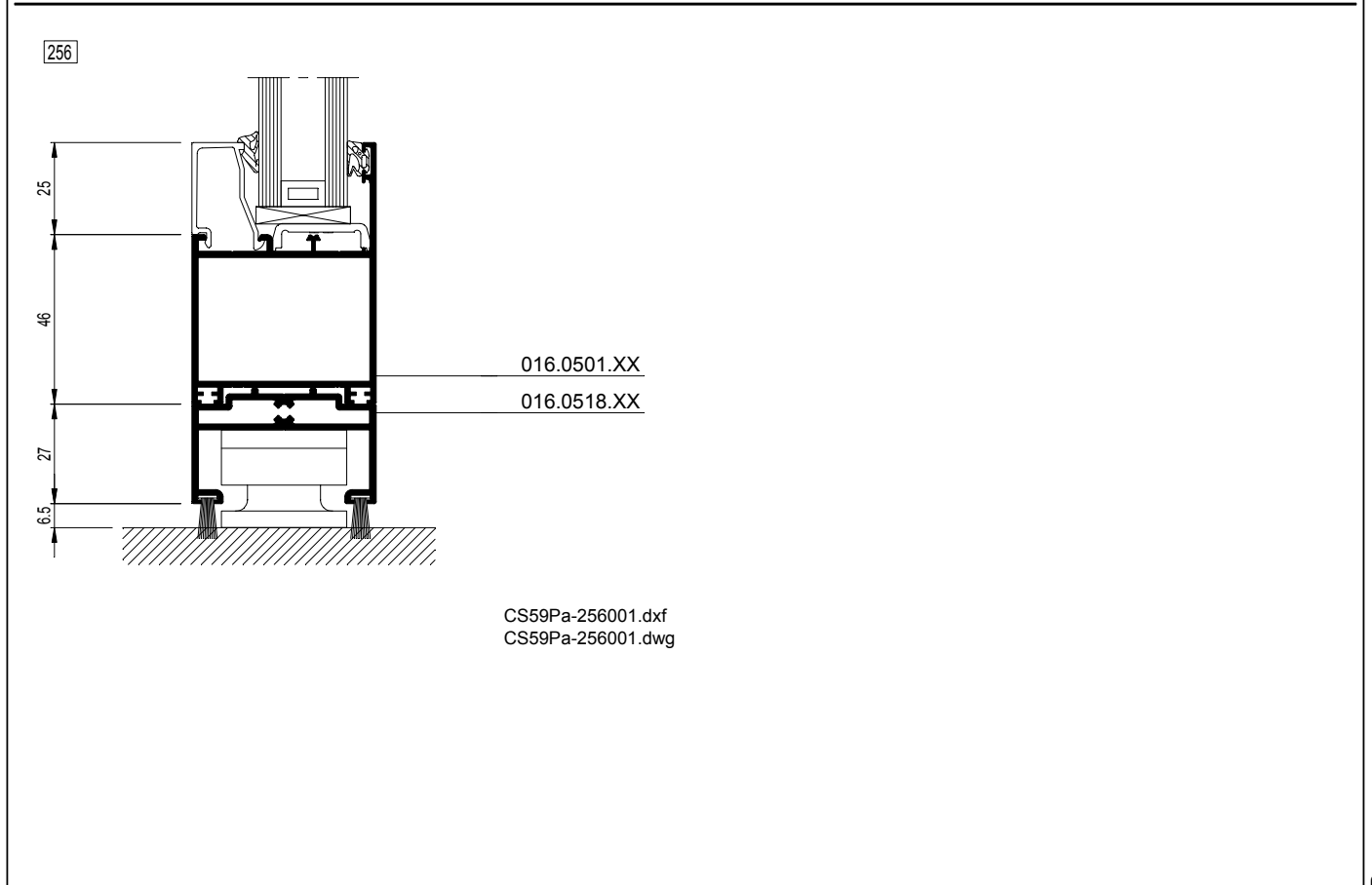
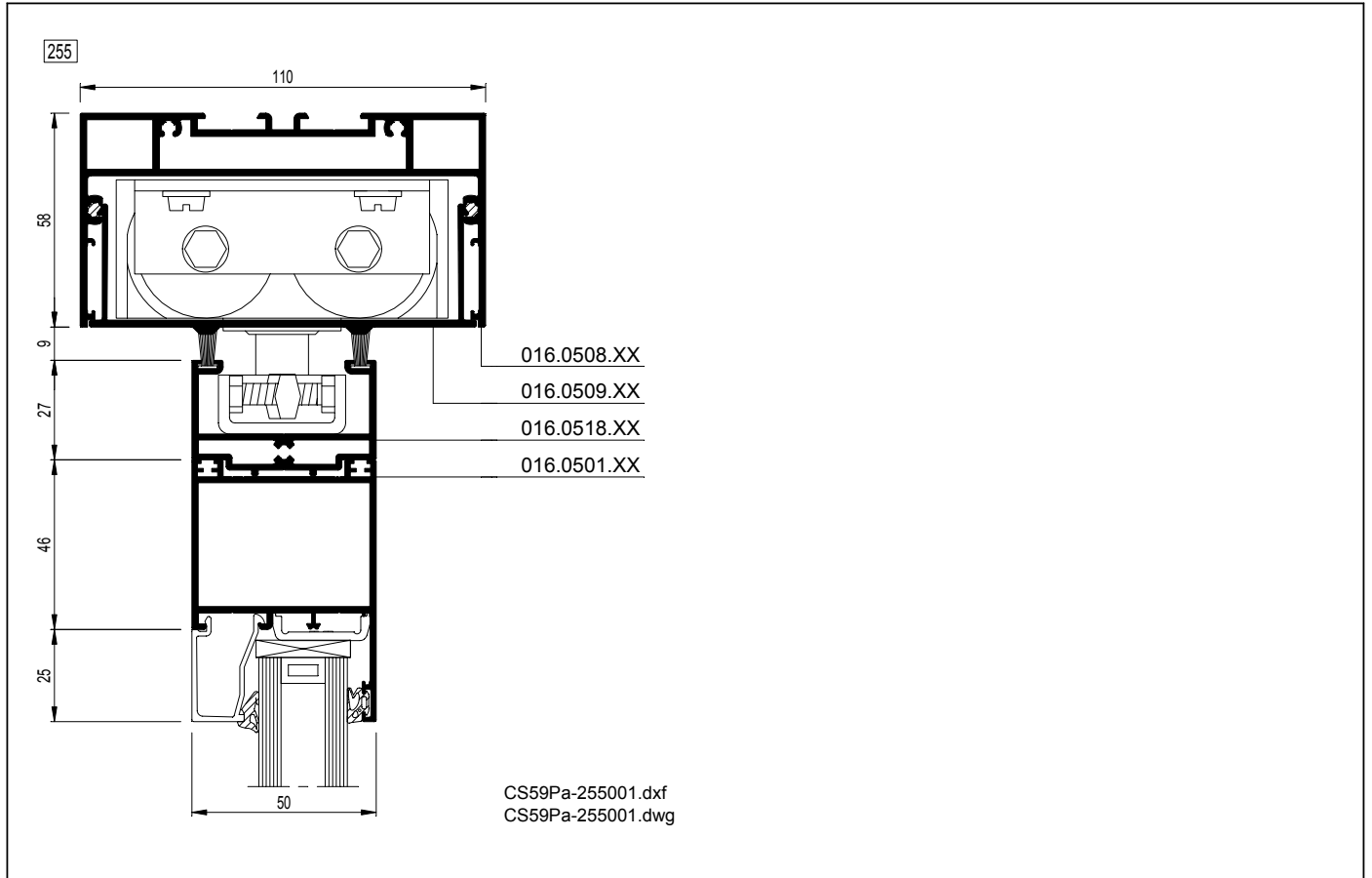
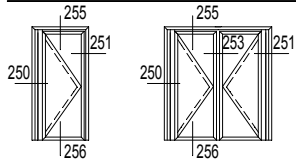
CS 59Pa-SD

Deur met vingerbeveiliging - Kozijndorpelveer deur met vingerbeveiliging
 Porte avec anti-pince-doigts - Pivot de frein aerien porte avec anti-pince-doigts
 Door with finger protection - Overhead closer door with finger protection
 Einzelne Tür mit Fingerschutz - Rohrtuerschliesser Tür mit Fingerschutz



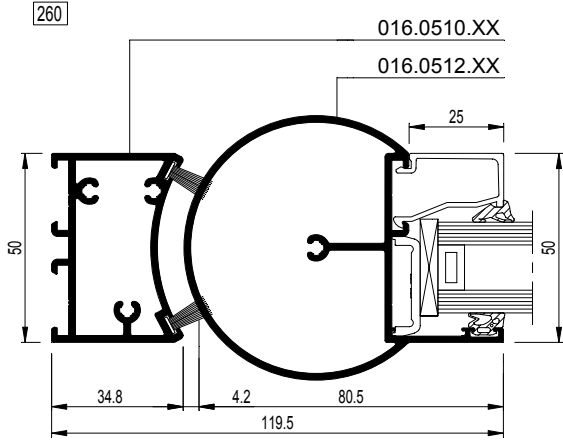
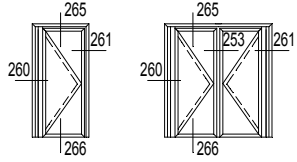
CS 59Pa-SD

Deur met vingerbeveiliging - Kozijndorpelveer deur met vingerbeveiliging
 Porte avec anti-pince-doigts - Pivot de frein aerien porte avec anti-pince-doigts
 Door with finger protection - Overhead closer door with finger protection
 Einzelne Tür mit Fingerschutz - Rohrtuerschliesser Tür mit Fingerschutz

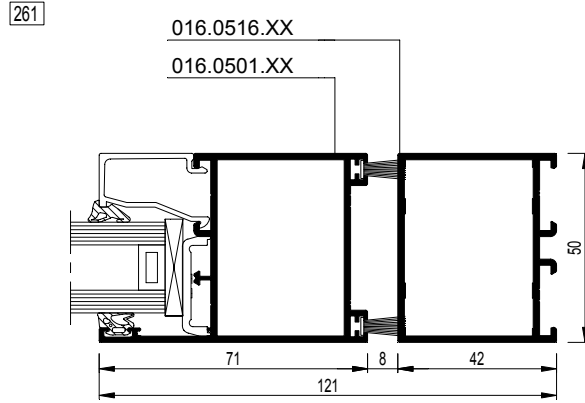


CS 59Pa-SD

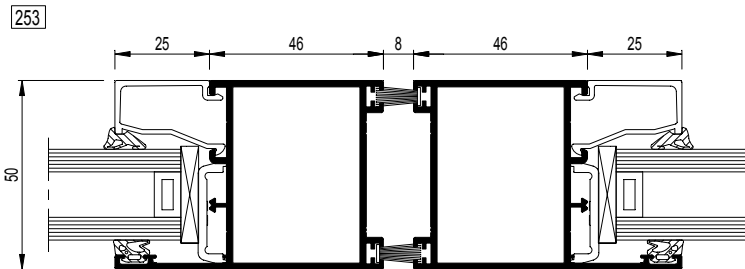
Deur met vingerbeveiliging - Vloerveer deur met vingerbeveiliging
Porte avec anti-pince-doigts - Pivot de frein au sol porte avec anti-pince-doigts
Door with finger protection - Floor closer door with finger protection
Einzelne Tür mit Fingerschutz - Bodentuerschliesser Tür mit Fingerschutz



CS59Pa-260001.dxf
CS59Pa-260001.dwg



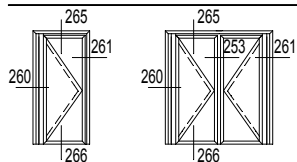
CS59Pa-261001.dxf
CS59Pa-261001.dwg



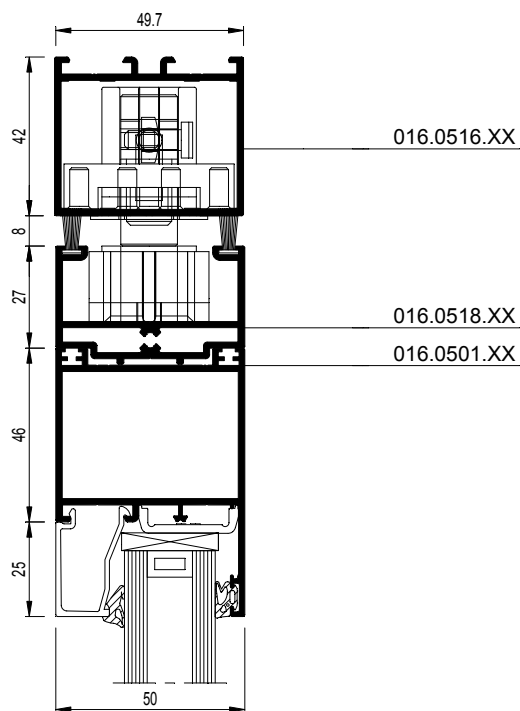
CS59Pa-253001.dxf
CS59Pa-253001.dwg

CS 59Pa-SD

Deur met vingerbeveiliging - Kozjindorpelveer deur met vingerbeveiliging
Porte avec anti-pince-doigts - Pivots de frein aerien porte avec anti-pince-doigts
Door with finger protection - Overhead closer door with finger protection
Einzelne Tür mit Fingerschutz - Rohrtuerschliesser Tür mit Fingerschutz

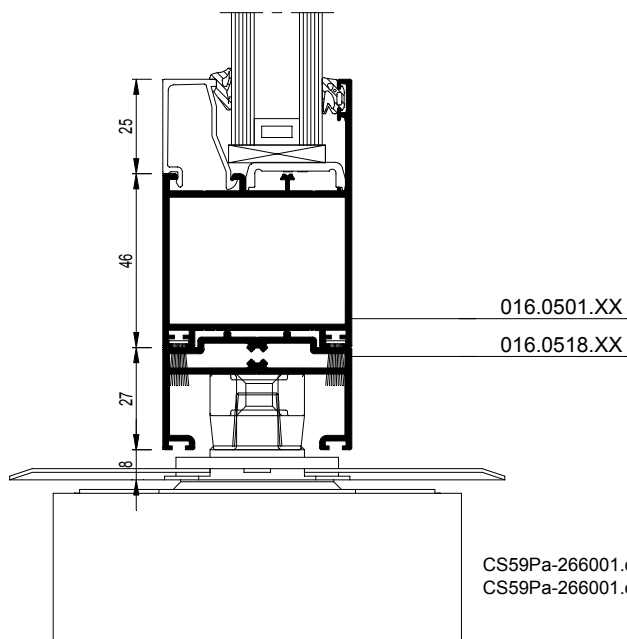


265

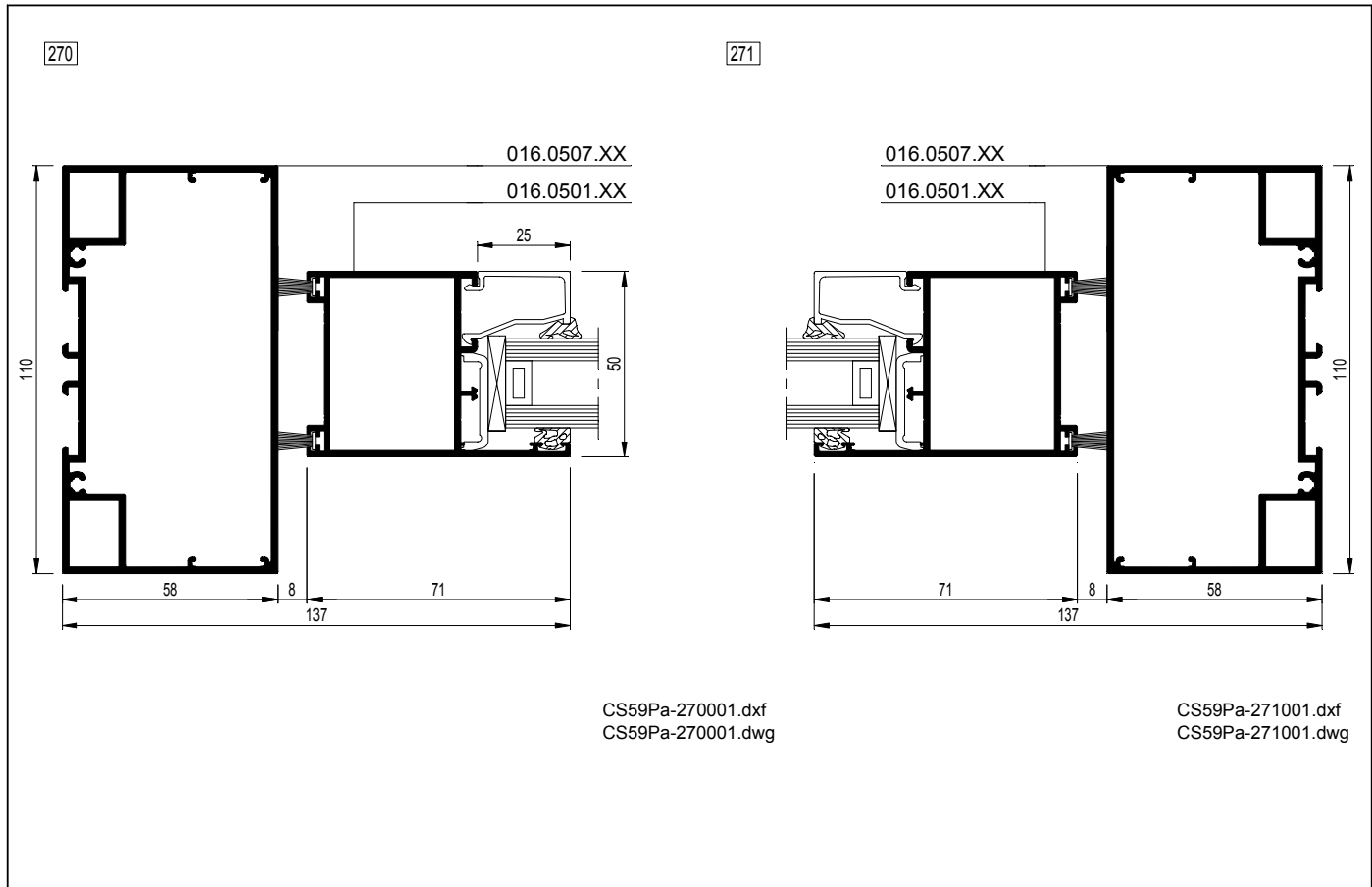
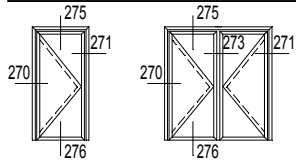


CS59Pa-265001.dxf
CS59Pa-265001.dwg

266

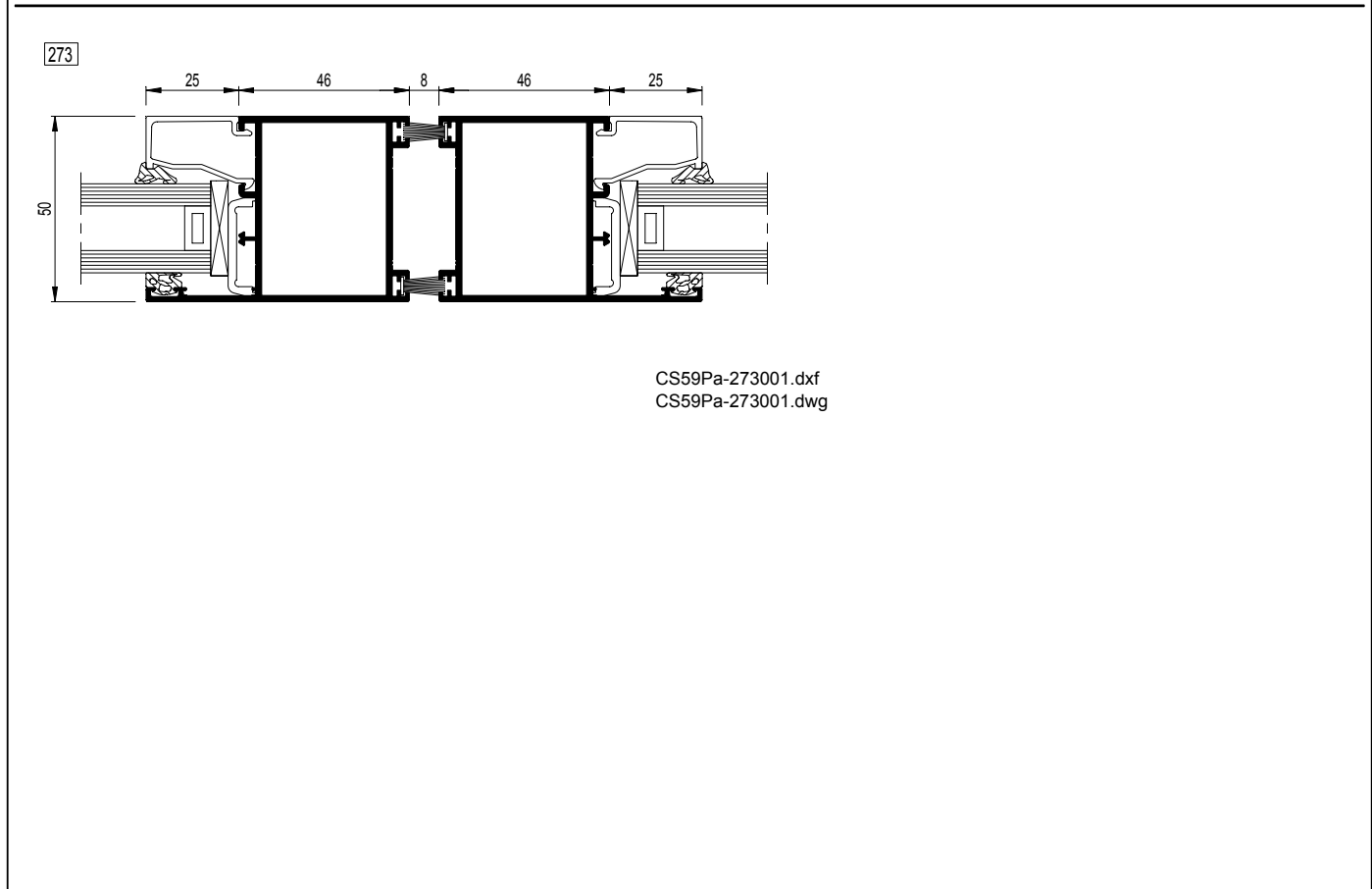


CS59Pa-266001.dxf
CS59Pa-266001.dwg



CS59Pa-270001.dxf
 CS59Pa-270001.dwg

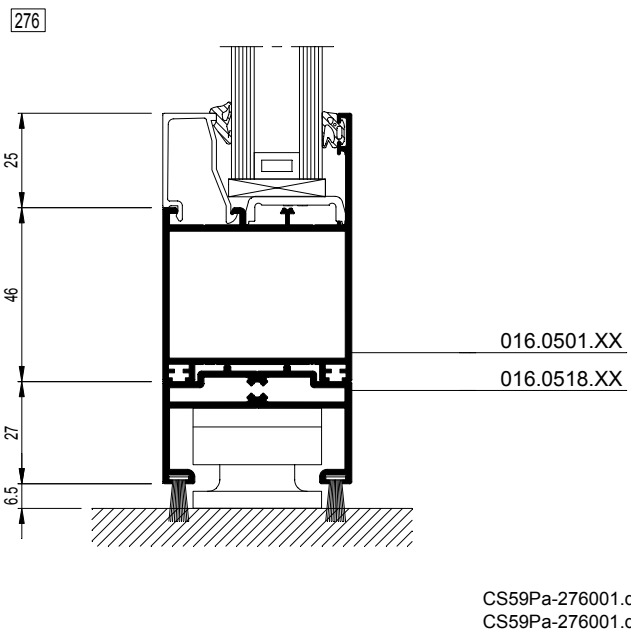
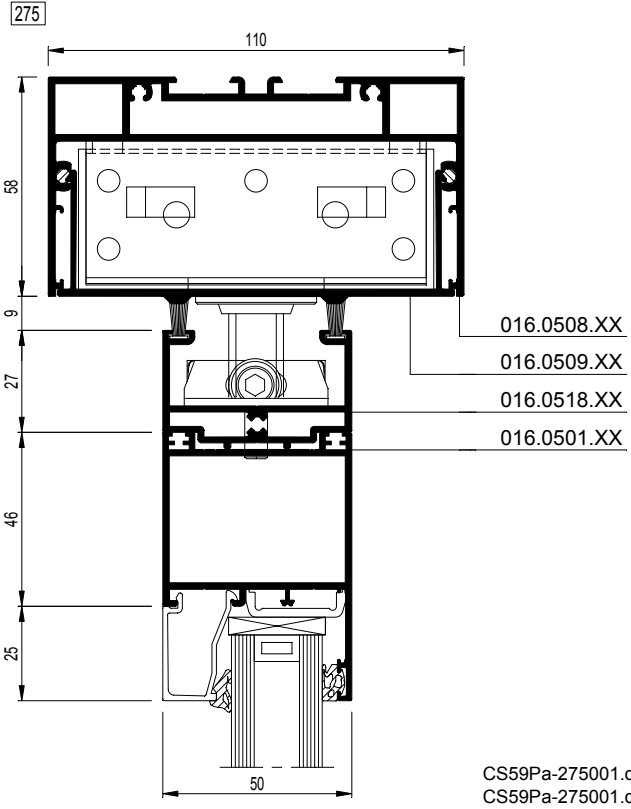
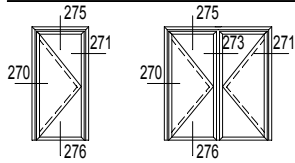
CS59Pa-271001.dxf
 CS59Pa-271001.dwg



CS59Pa-273001.dxf
 CS59Pa-273001.dwg

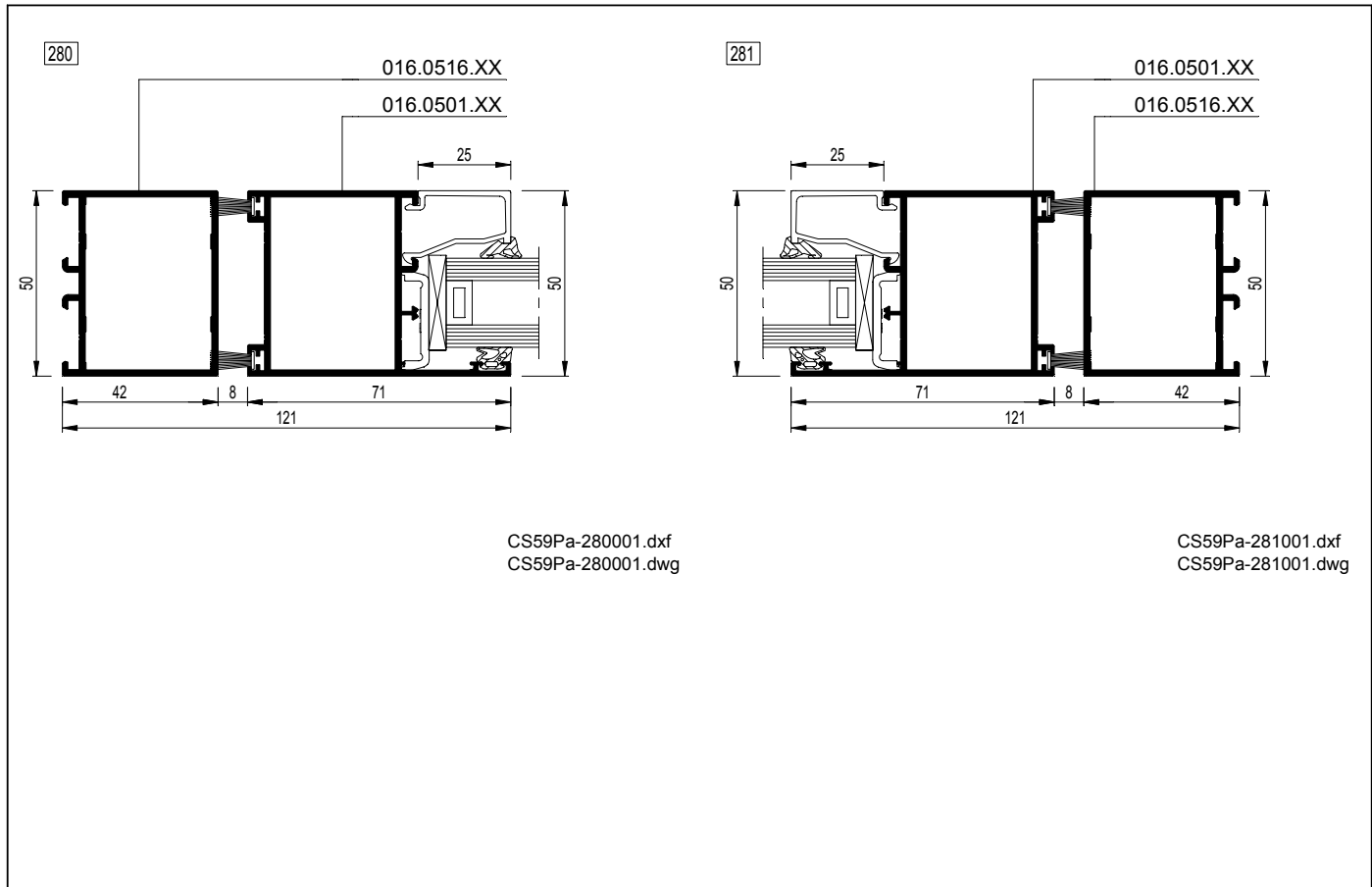
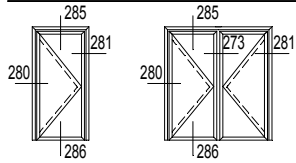
CS 59Pa-SD

Deur zonder vingerbeveiliging - Kozijndorpelveer deur zonder vingerbeveiliging
 Porte sans anti-pince-doigts - Pivots de frein aerien porte sans anti-pince-doigts
 Door without finger protection - Overhead closer door without finger protection
 Einzelne Tür ohne Fingerschutz - Rohrtuerschliesser Tür ohne Fingerschutz



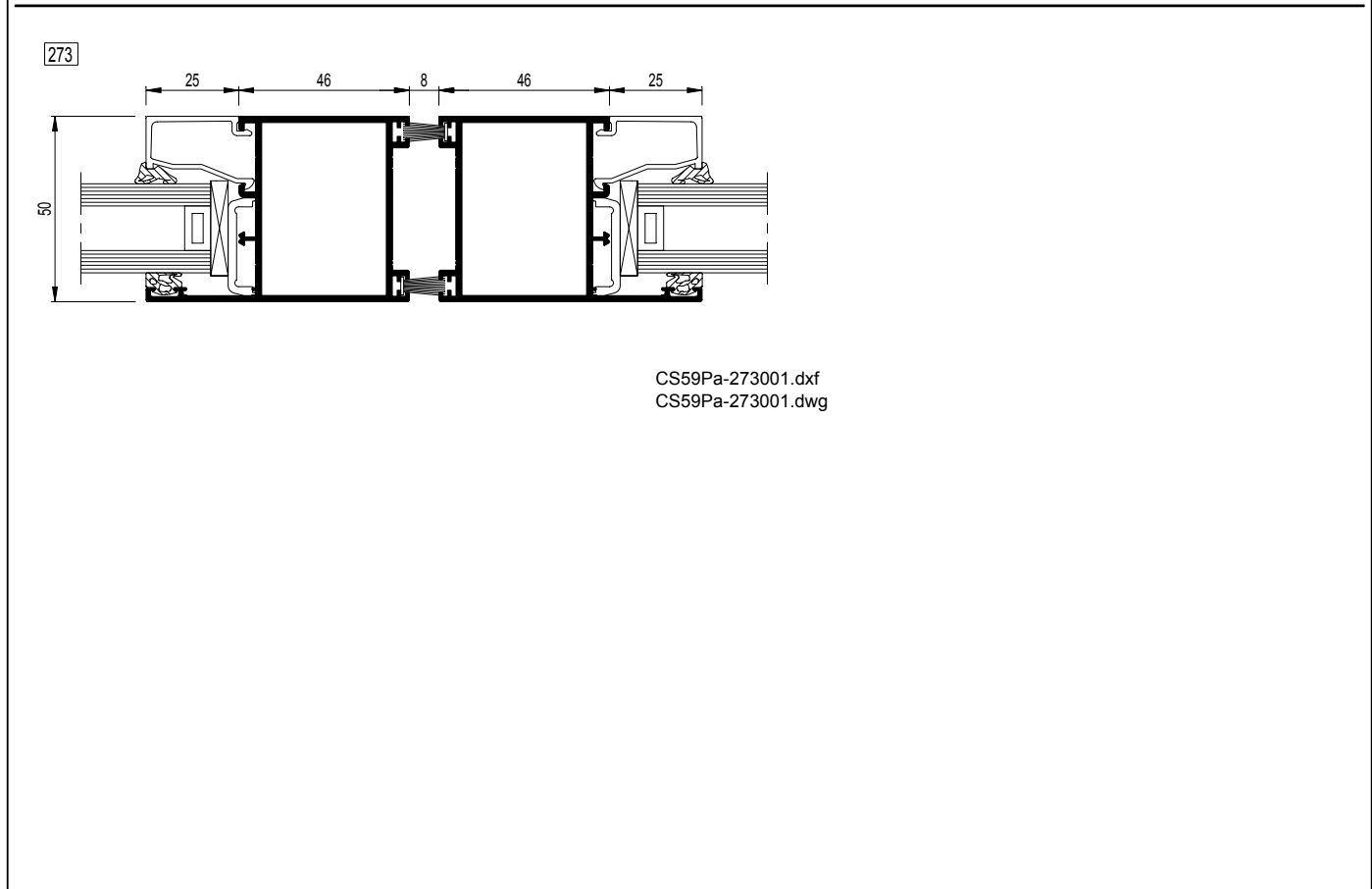
CS 59Pa-SD

Deur zonder vingerbeveiliging - Vloerveer deur zonder vingerbeveiliging
 Porte sans anti-pince-doigts - Pivot de frein au sol porte sans anti-pince-doigts
 Door without finger protection - Floor closer door without finger protection
 Einzelne Tür ohne Fingerschutz - Bodentuerschliesser Tür ohne Fingerschutz



CS59Pa-280001.dxf
 CS59Pa-280001.dwg

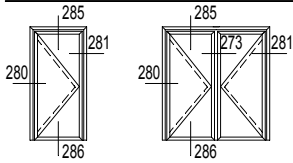
CS59Pa-281001.dxf
 CS59Pa-281001.dwg



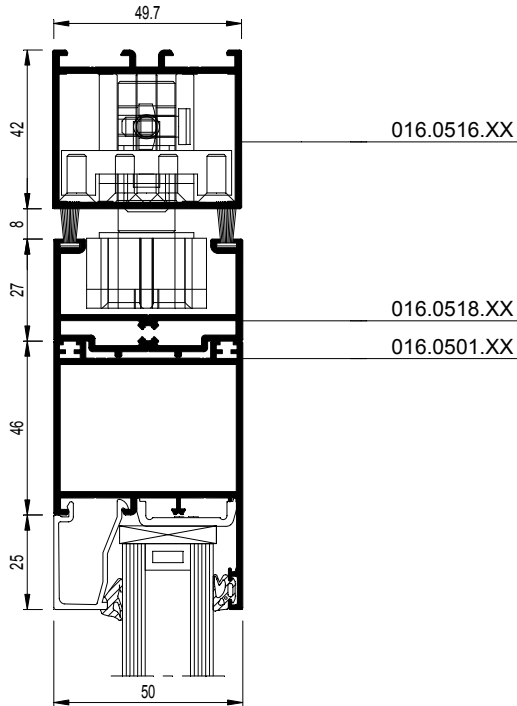
CS59Pa-273001.dxf
 CS59Pa-273001.dwg

CS 59Pa-SD

Deur zonder vingerbeveiliging - Vloerveer deur zonder vingerbeveiliging
 Porte sans anti-pince-doigts - Pivots de frein au sol porte sans anti-pince-doigts
 Door without finger protection - Floor closer door without finger protection
 Einzelne Tür ohne Fingerschutz - Bodentuerschliesser Tür ohne Fingerschutz

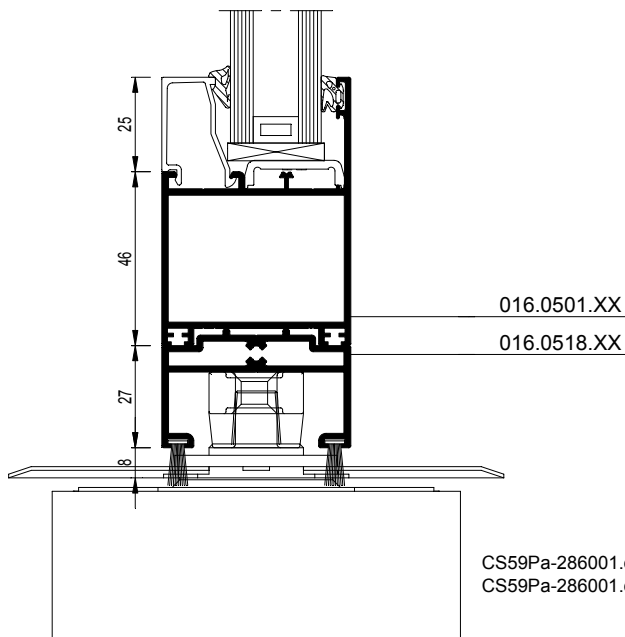


285




CS59Pa-285001.dxf
 CS59Pa-285001.dwg

286



CS59Pa-286001.dxf
 CS59Pa-286001.dwg



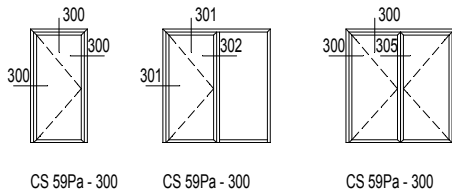
CS 59Pa



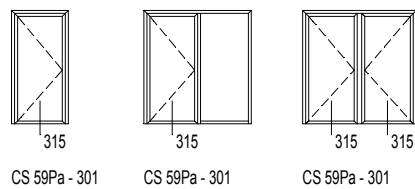
CS 59Pa Clampable Door (CS 59Pa-CD)

1 Portes ouvrant vers l'intérieur

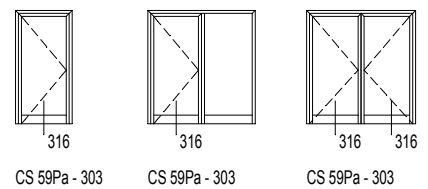
Portes ouvrant vers l'intérieur



Portes ouvrant vers l'intérieur avec ouvrant serti tout autour

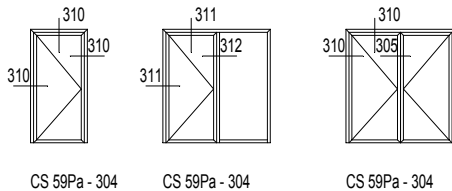


Portes avec traverse

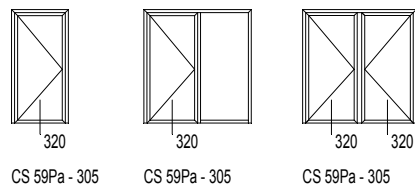


2 Portes ouvrant vers l'extérieur

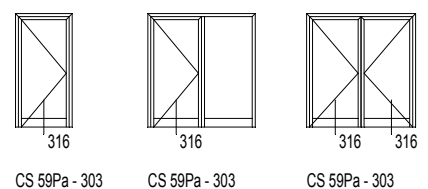
Portes ouvrant vers l'extérieur



Portes ouvrant vers l'extérieur avec ouvrant serti tout autour

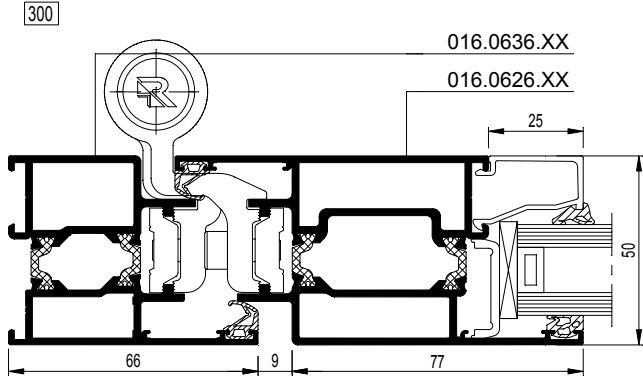
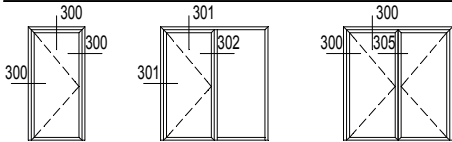


Portes avec traverse

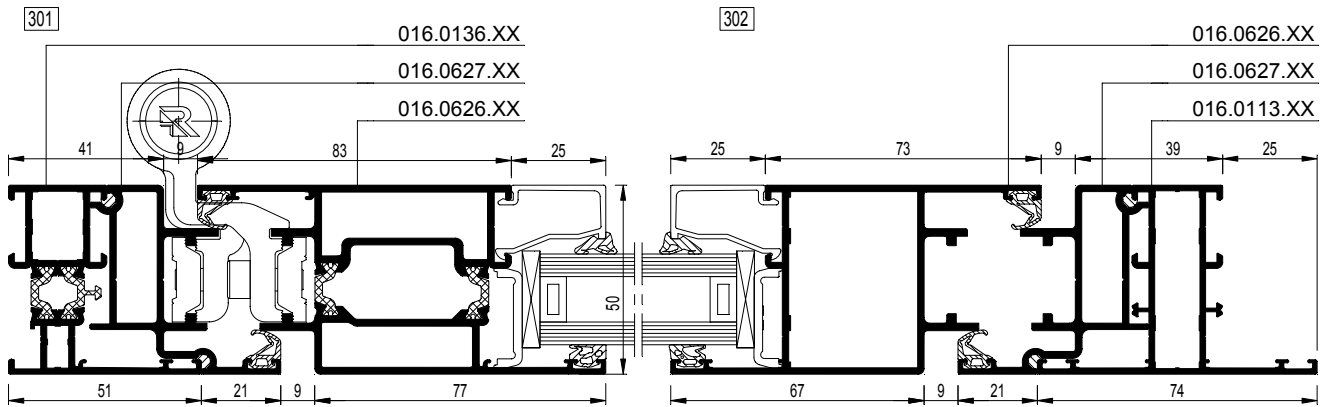


CS 59Pa-CD

Deuren naar binnen draaiend - Naar binnen opengaande deuren
 Portes ouvrant vers l'intérieur - Portes ouvrant vers l'intérieur
 Doors inward opening - Inward opening doors
 Türen nach innen öffnend - Nach innen öffnende Türen

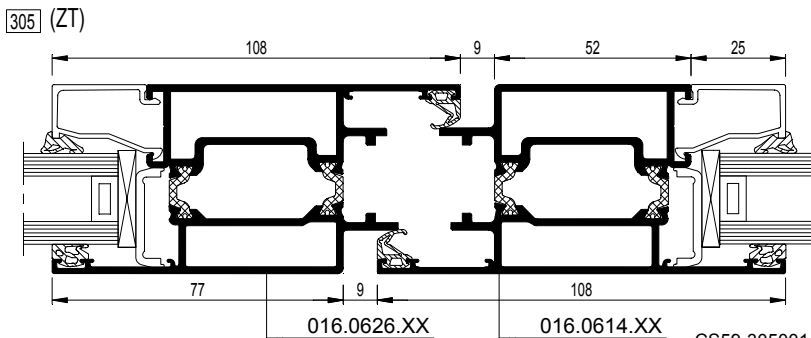


CS59-300001.dxf
 CS59-300001.dwg



CS59-301001.dxf
 CS59-301001.dwg

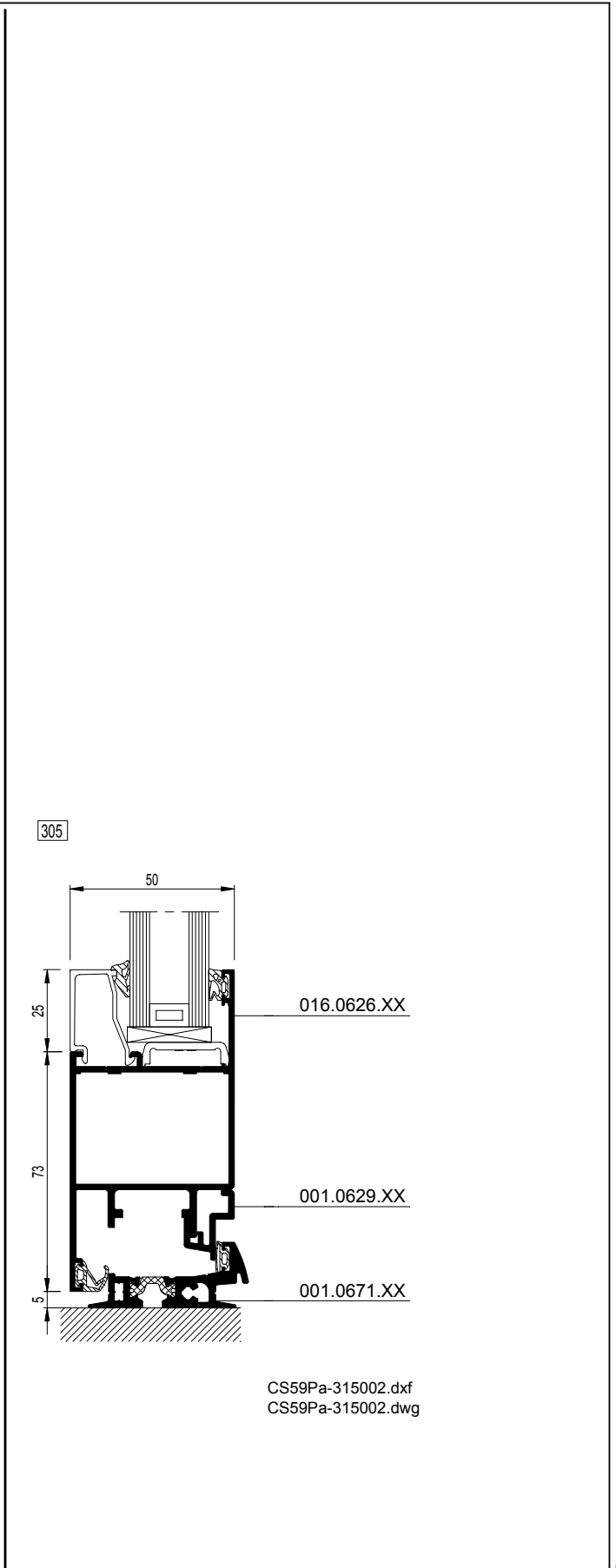
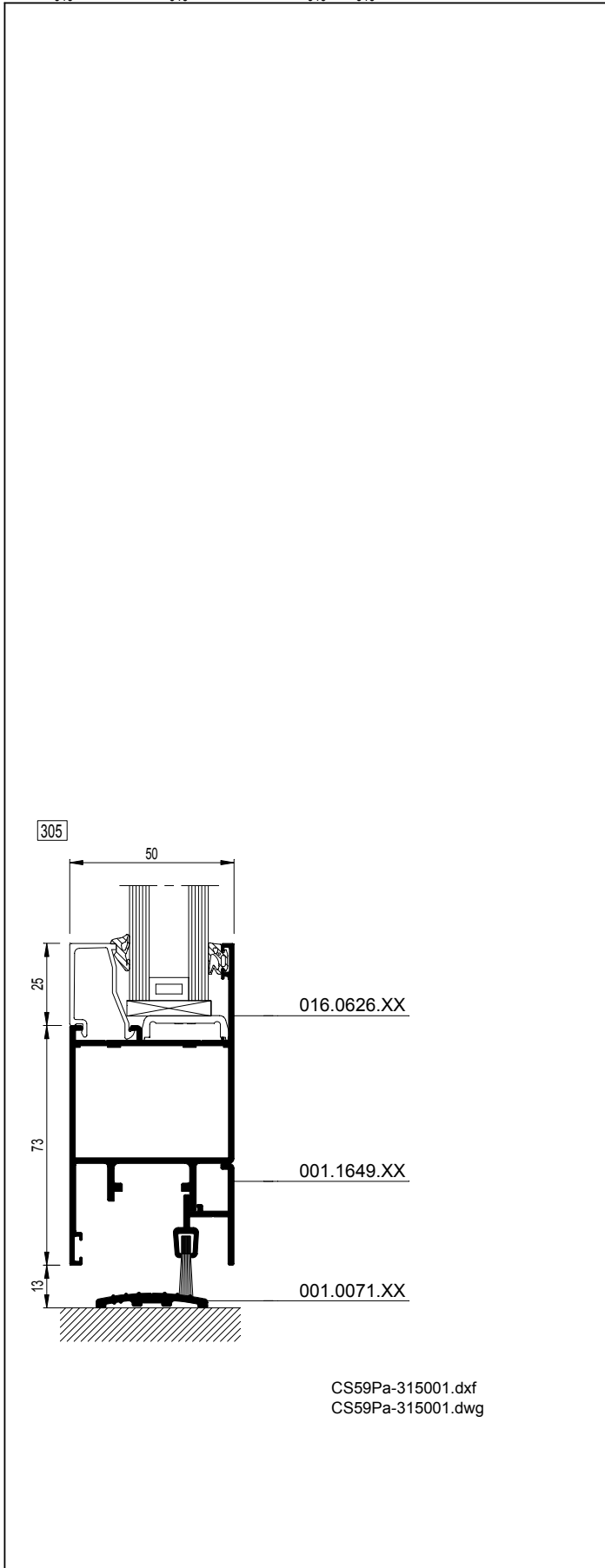
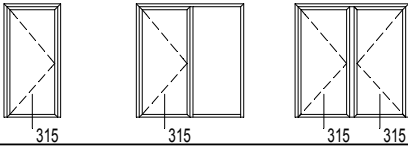
CS59-302001.dxf
 CS59-302001.dwg




CS59-305001.dxf
 CS59-305001.dwg

CS 59Pa-CD

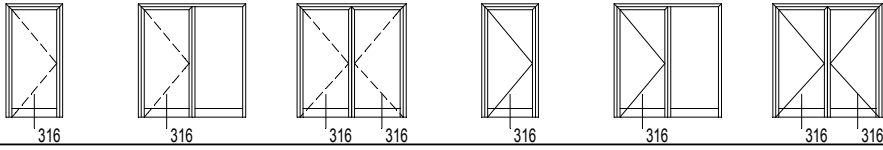
Deuren naar binnen draaiend - Vleugel rondom geperst
Portes ouvrant vers l'intérieur - Ouvrant serti tout autour
Doors inward opening - Vent crimped all round
Türen nach innen öffnend - Rundherum gepresstem Türflügel



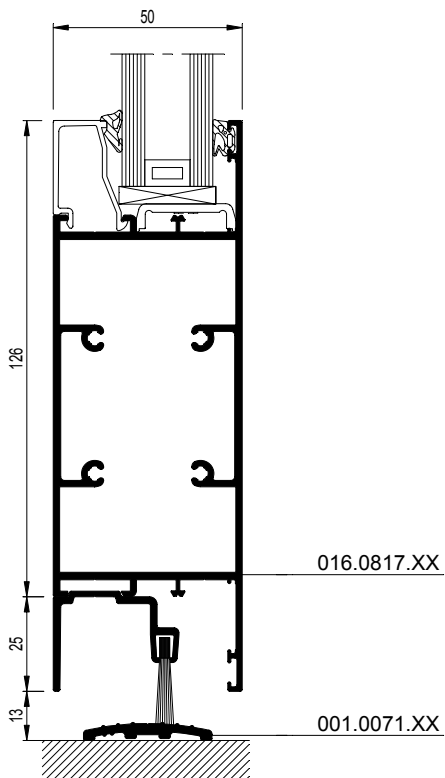


CS 59Pa-CD

Deuren - Deuren met T-profiel
Portes - Portes avec traverse
Doors - Doors with transom-mullion
Türen - Türen mit T-Profilsockel



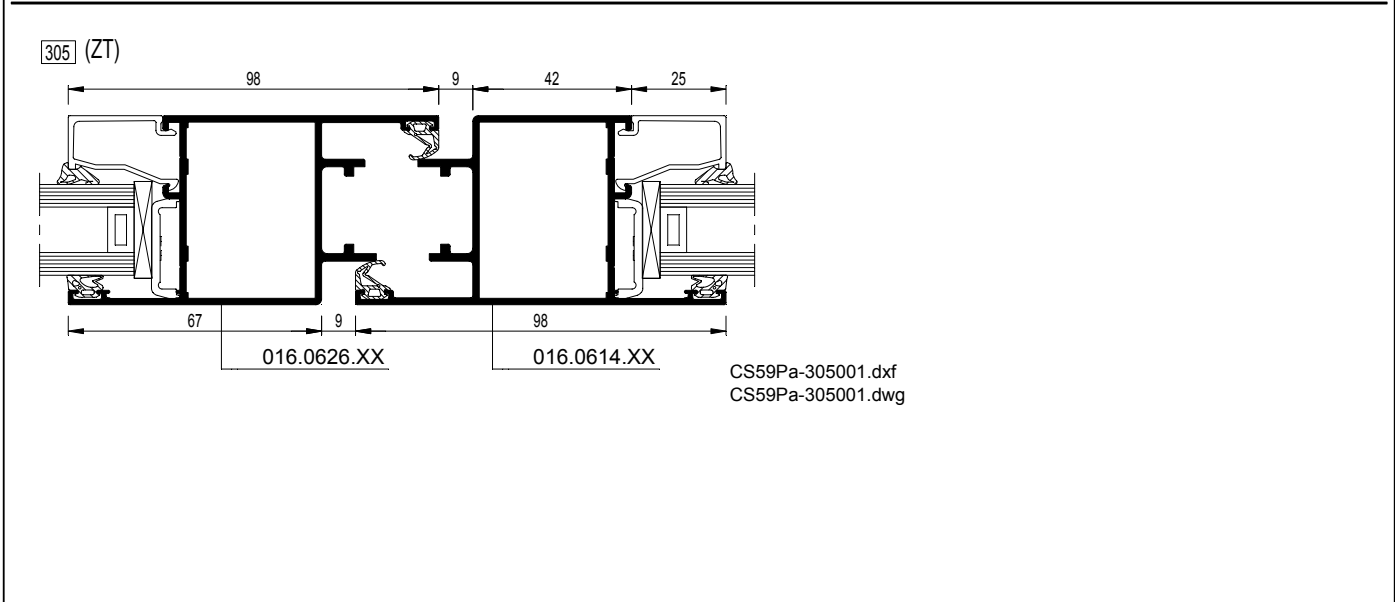
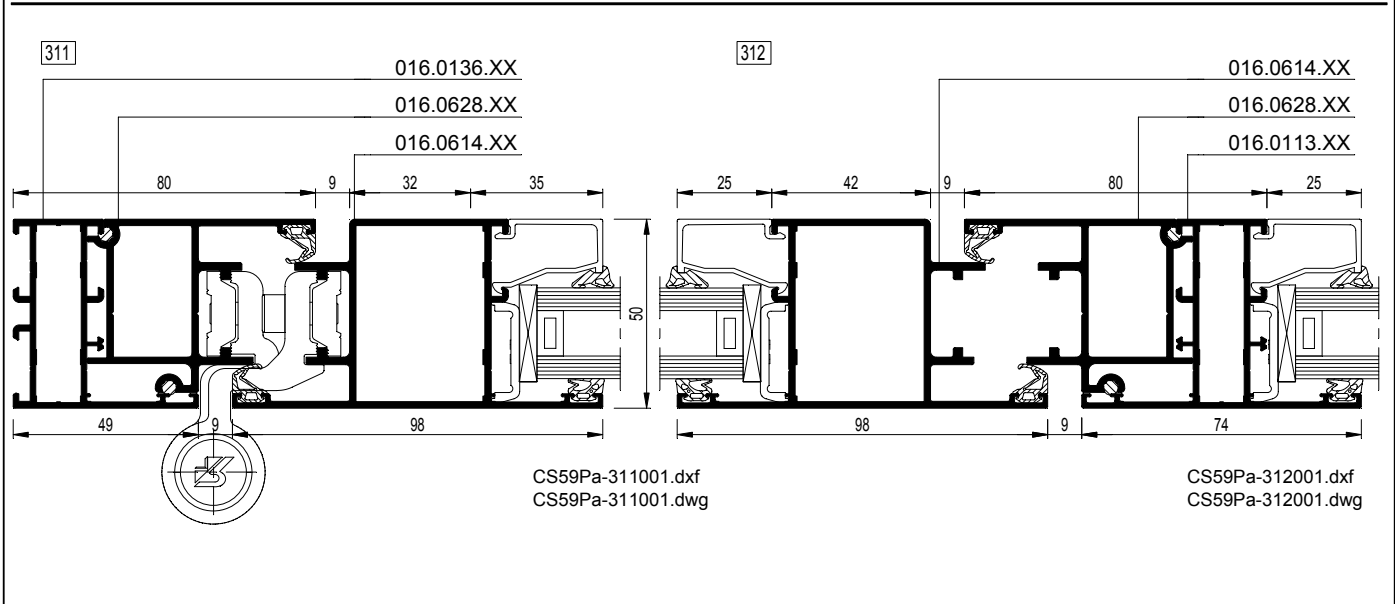
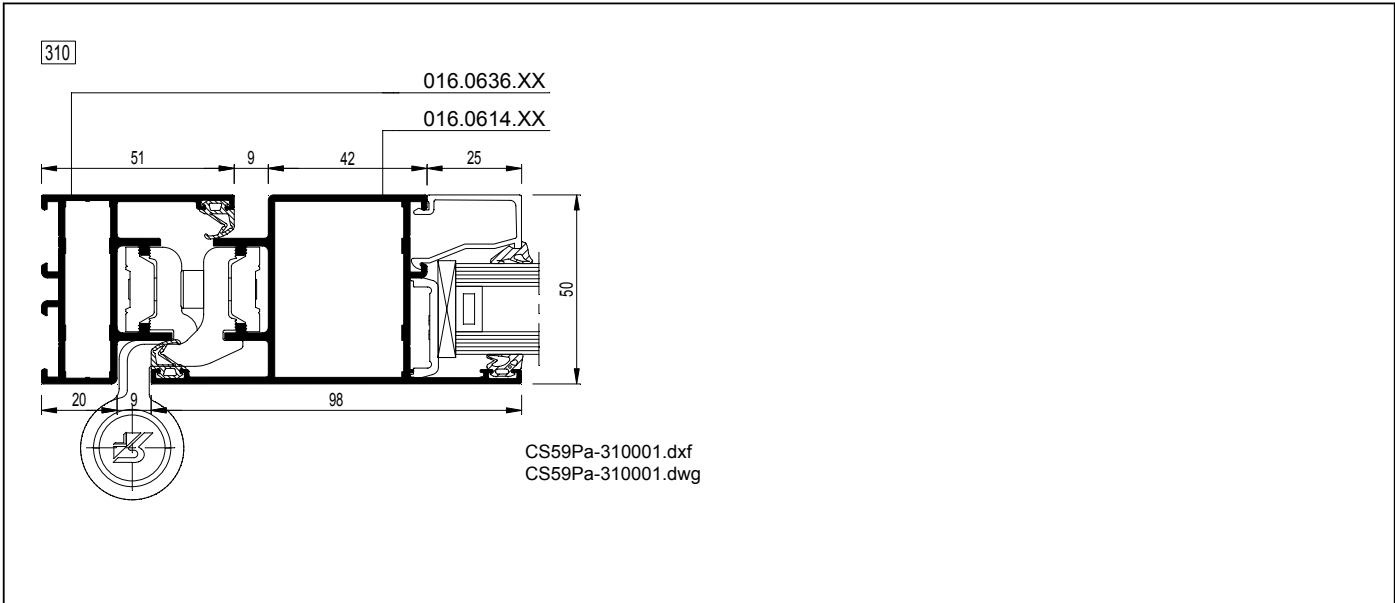
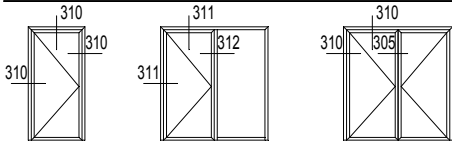
305



CS59Pa-316001.dxf
CS59Pa-316001.dwg

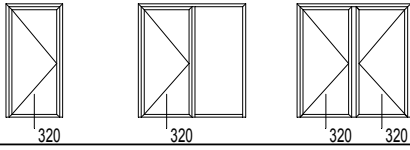
CS 59Pa-CD

Deuren naar buiten draaiend - Naar buiten opengaande deuren
 Portes ouvrant vers l'extérieur - Portes ouvrant vers l'extérieur
 Doors outward opening - Outward opening doors
 Türen nach außen öffnend - Nach außen öffnende Türen




CS 59Pa-CD

Deuren naar buiten draaiend - Vleugel rondom geperst
 Portes ouvrant vers l'extérieur - Ouvrant serti tout autour
 Doors outward opening - Vent crimped all round
 Türen nach außen öffnend - Rundherum gepresstem Türflügel



CS59Pa-320001.dxf
 CS59Pa-320001.dwg

CS59Pa-320002.dxf
 CS59Pa-320002.dwg

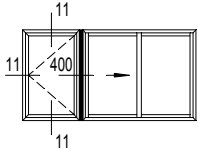




Combinaisons avec d'autres systèmes

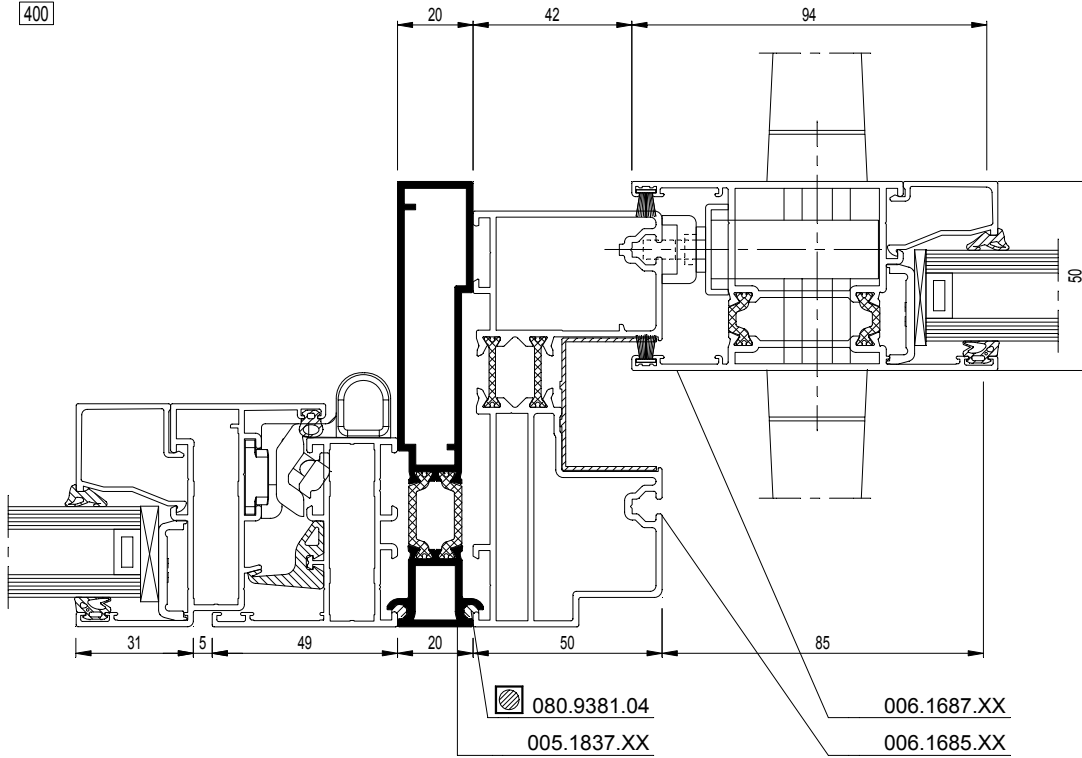
TP 110
TLS 110
CP 155
TR 200

CS 59Pa - CN002
CS 59Pa - CN002
CS 59Pa - CN003
CS 59Pa - CN005



TP 110

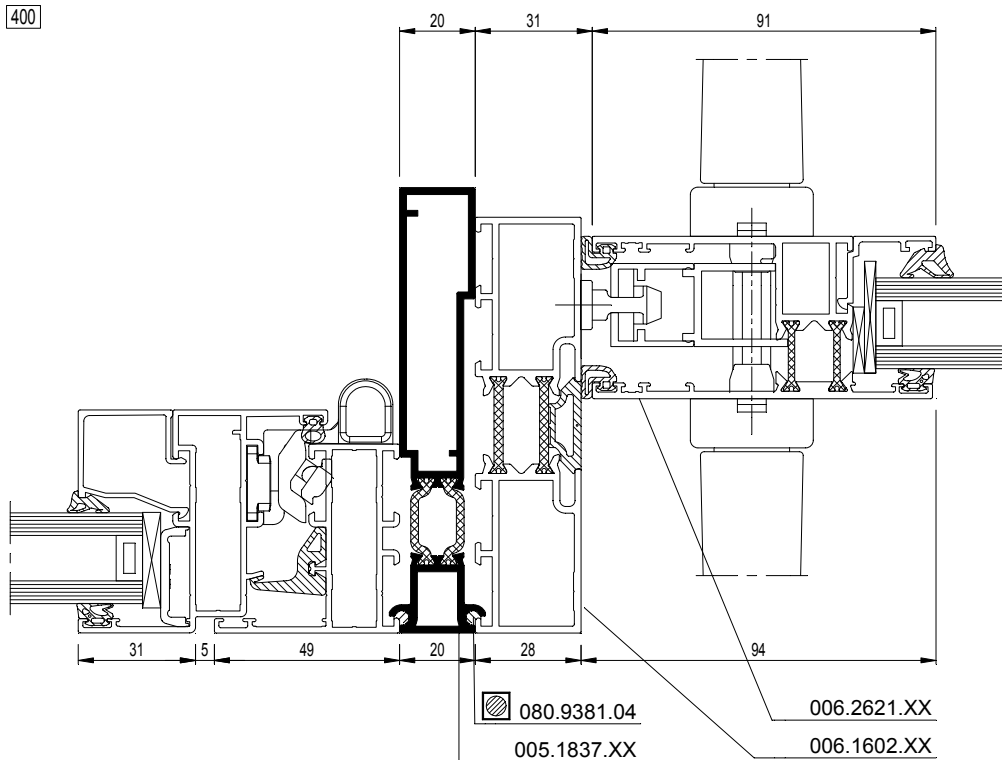
400



CS59Pa-400001.dxf
 CS59Pa-400001.dwg

TLS 110

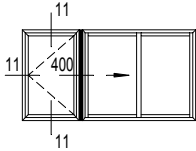
400



CS59Pa-400002.dxf
 CS59Pa-400002.dwg

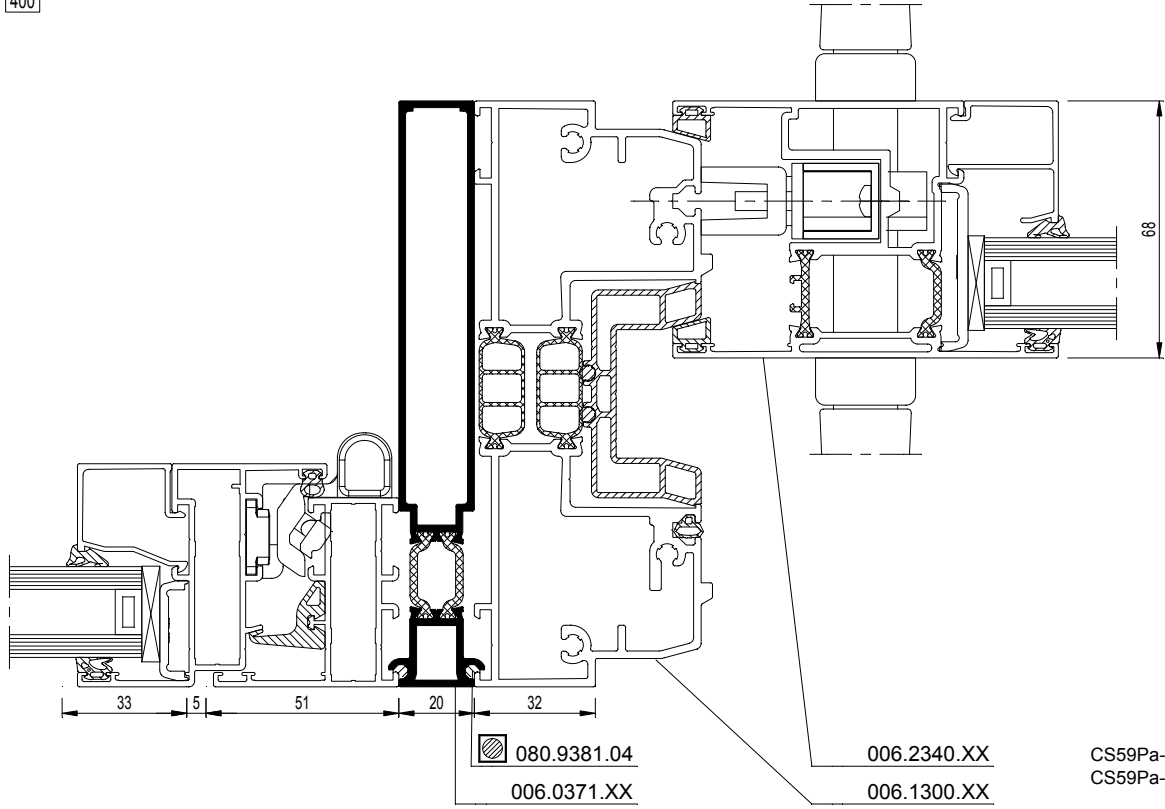
CS 59Pa

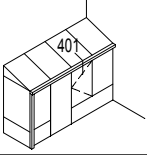
Koppelingen met andere systemen - CP 155
Combinaisons avec d'autres systèmes - CP 155
Connections with other systems - CP 155
Kombinationen mit anderen Systemen - CP 155



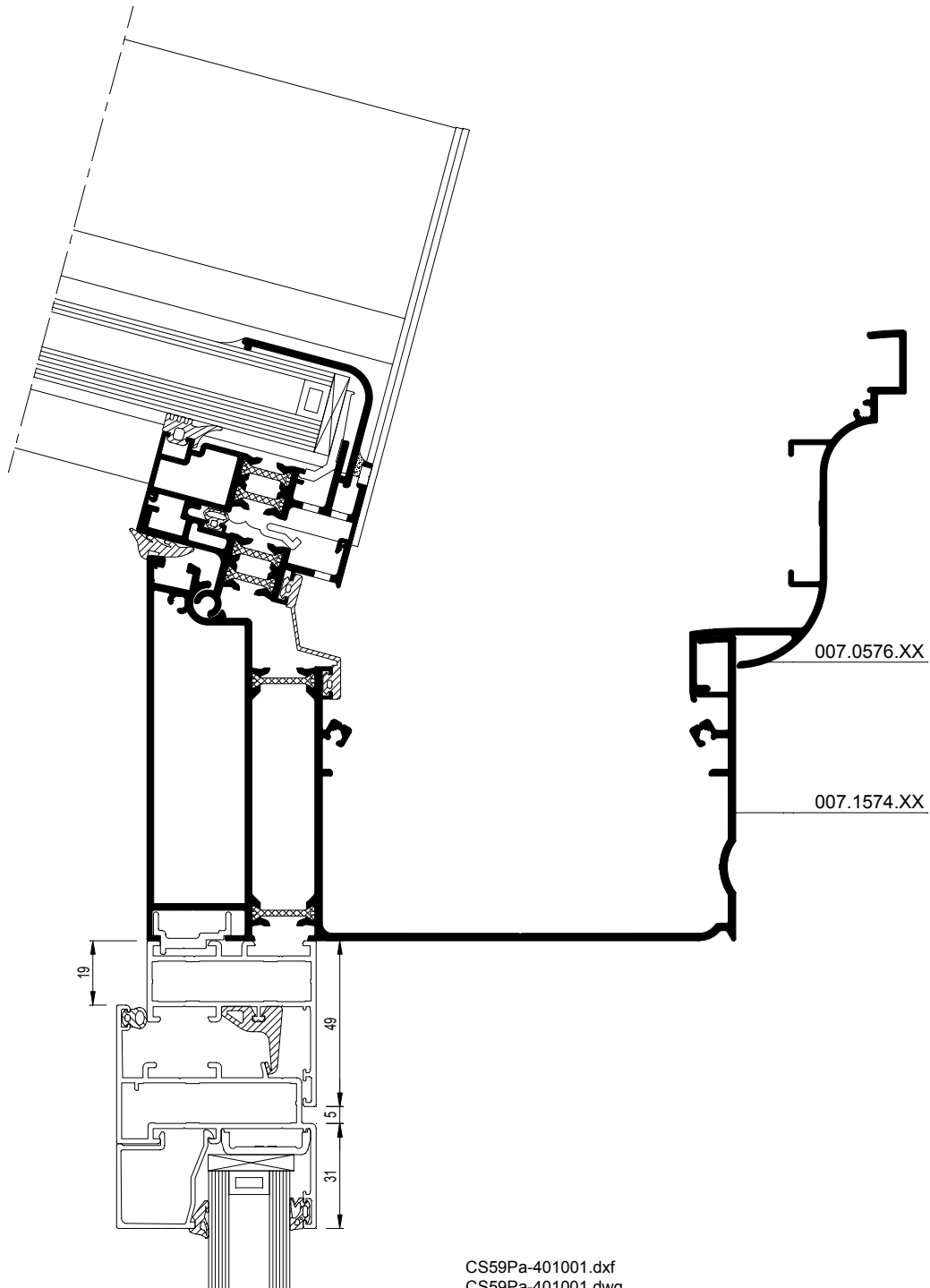
CP 155

400





401



CS59Pa-401001.dxf
CS59Pa-401001.dwg