

CS 68

CS 68

R

REYNAERS
aluminium

Edition 06/2010 (based on 089.C12J.00)



CS 68 (fenêtres)

- 1 Eléments fixes
- 2 Eléments ouvrants
- 3 Eléments composés
- 4 Combinaisons dans le système

CS 68 (portes)

- 5 Ouvrant vers l'intérieur
- 6 Ouvrant vers l'extérieur

CS 68 Hidden Vent (CS 68-HV)

CS 68 Softline (CS 68-So)

CS 68 Renaissance (CS 68-Re)

CS 68 Front (CS 68-Fr)

CS 68 Pivot Door (CS 68-PD)

CS 68 Automatic Sliding Door (CS 68-AD)

CS 68 Anti-burglary Proof (CS 68-AP)

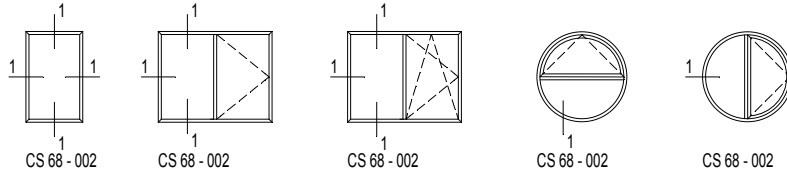
Combinaisons avec d'autres systèmes

CS 68 (Fenêtres)

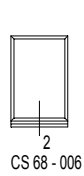


1 Eléments fixes

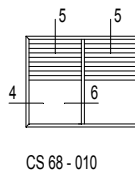
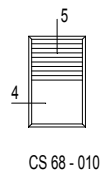
Dormants



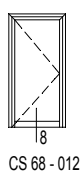
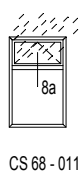
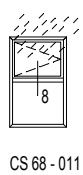
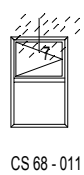
Bavettes



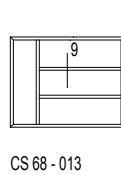
Guide à volet



Rejet d'eau

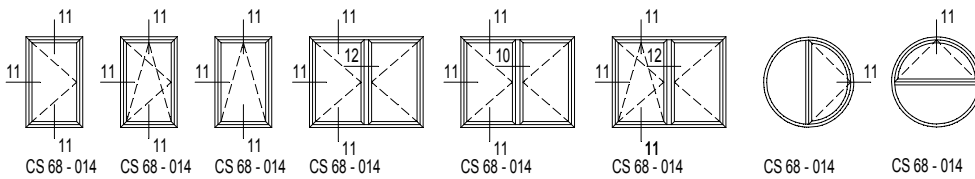


Division dans fenêtre fixe

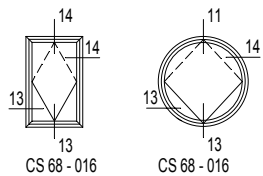


2 Eléments ouvrants

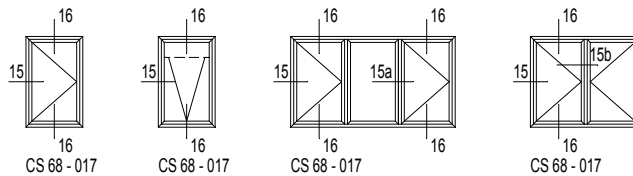
Fenêtres ouvrant vers l'intérieur



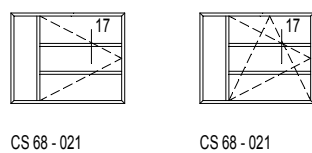
Fenêtre Pivotante



Fenêtre ouvrant vers l'extérieur



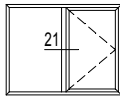
Division dans l'ouvrant



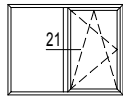


3 Eléments composés

Traverse

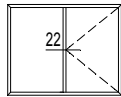


CS 68 - 022

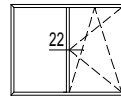


CS 68 - 022

Traverse renforcée

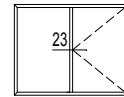


CS 68 - 024

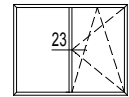


CS 68 - 024

Profilé de renforcement

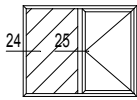


CS 68 - 026



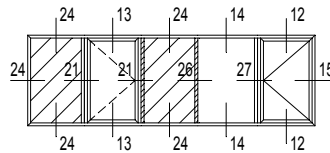
CS 68 - 026

Dormants / Traverse

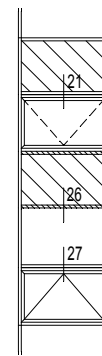


CS 68 - 030

Profilé inversion parciose



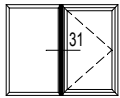
CS 68 - 032



CS 68 - 032

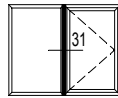
4 Combinaisons dans le système

Dans un même plan



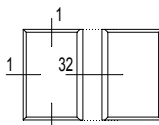
CS 68 - 033

Profilé d'élargissement

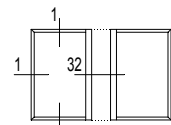


CS 68 - 035

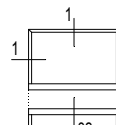
Dilatation



CS 68 - 034

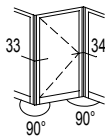


CS 68 - 034

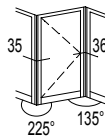


CS 68 - 034

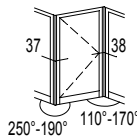
Profilés d'angle



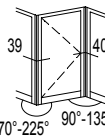
CS 68 - 037
CS 68 - 038



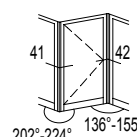
CS 68 - 039



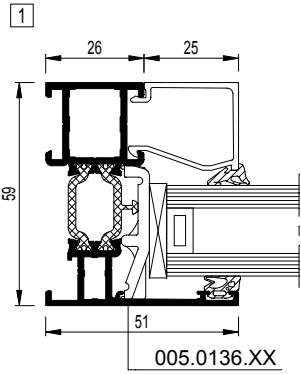
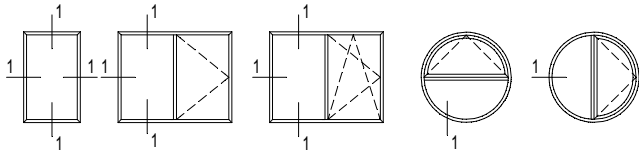
CS 68 - 040



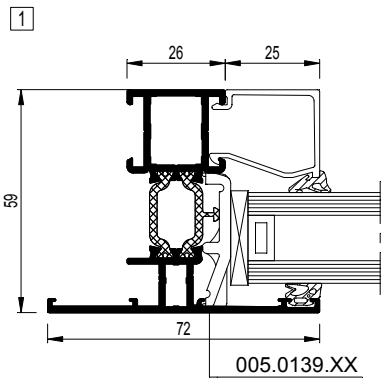
CS 68 - 041



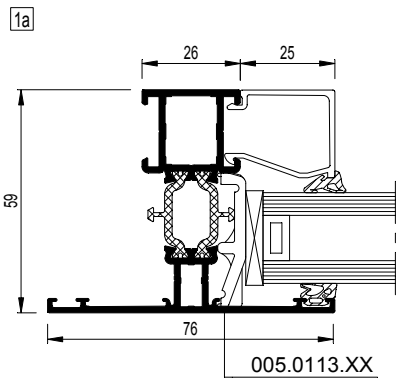
CS 68 - 042



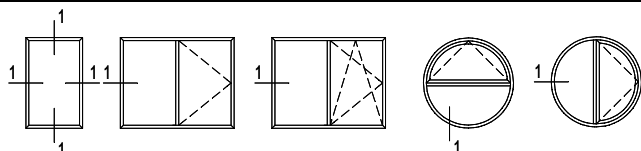
☞dxf
dwg



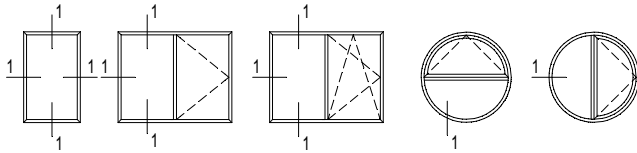
CS68-001005.dxf
 CS68-001005.dwg



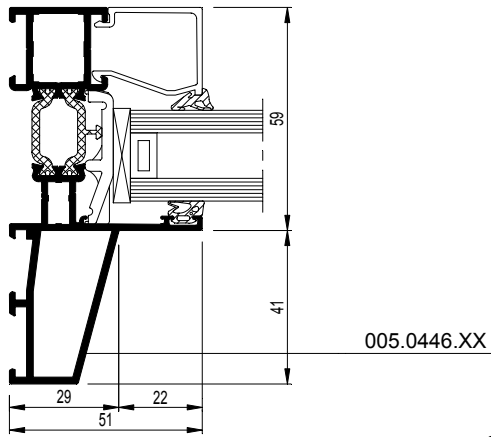
☞dxf
dwg



<p>005.0136.XX</p> <p>$I_x = 12.770 \text{ cm}^4$</p> <p>1 CS68-001001.dxf CS68-001001.dwg</p>	<p>005.0183.XX</p> <p>$I_x = 16.663 \text{ cm}^4$</p> <p>1 CS68-001002.dxf CS68-001002.dwg</p>	<p>005.0125.XX</p> <p>$I_x = 19.988 \text{ cm}^4$</p> <p>1 CS68-001003.dxf CS68-001003.dwg</p>	<p>005.0140.XX</p> <p>$I_x = 23.319 \text{ cm}^4$</p> <p>1 CS68-001004.dxf CS68-001004.dwg</p>
<p>005.0139.XX</p> <p>$I_x = 14.727 \text{ cm}^4$</p> <p>1 CS68-001005.dxf CS68-001005.dwg</p>	<p>005.0141.XX</p> <p>$I_x = 15.491 \text{ cm}^4$</p> <p>1 CS68-001006.dxf CS68-001006.dwg</p>	<p>005.1541.XX</p> <p>$I_x = 17.620 \text{ cm}^4$</p> <p>1 CS68-001014.dxf CS68-001014.dwg</p>	<p>005.0197.XX</p> <p>$I_x = 18.024 \text{ cm}^4$</p> <p>1 CS68-001007.dxf CS68-001007.dwg</p>
<p>008.0514.XX</p> <p>$I_x = 19.012 \text{ cm}^4$</p> <p>1 CS68-001023.dxf CS68-001023.dwg</p>	<p>005.0438.XX</p> <p>$I_x = 15.632 \text{ cm}^4$</p> <p>1 CS68-001009.dxf CS68-001009.dwg</p>	<p>008.0540.XX</p> <p>$I_x = 24.129 \text{ cm}^4$</p> <p>1 CS68-001024.dxf CS68-001024.dwg</p>	<p>005.2439.XX</p> <p>$I_x = 19.737 \text{ cm}^4$</p> <p>1 CS68-001008.dxf CS68-001008.dwg</p>
<p>005.0113.XX</p> <p>$I_x = 14.901 \text{ cm}^4$</p> <p>1a CS68-001010.dxf CS68-001010.dwg</p>	<p>005.0120.XX</p> <p>$I_x = 18.916 \text{ cm}^4$</p> <p>1a CS68-001011.dxf CS68-001011.dwg</p>	<p>005.0114.XX</p> <p>$I_x = 22.304 \text{ cm}^4$</p> <p>1a CS68-001012.dxf CS68-001012.dwg</p>	<p>005.0123.XX</p> <p>$I_x = 25.678 \text{ cm}^4$</p> <p>1a CS68-001013.dxf CS68-001013.dwg</p>



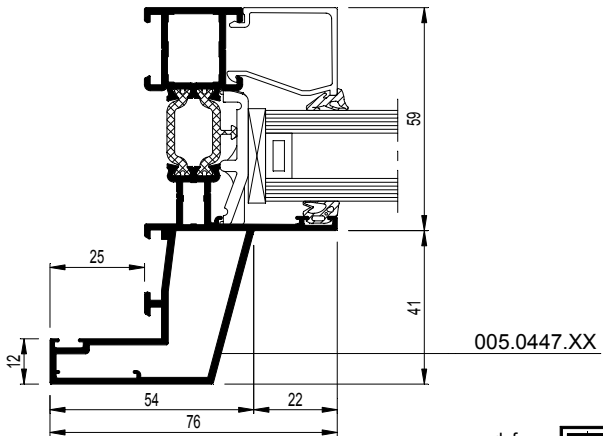
1b



... .dxf
... .dwg

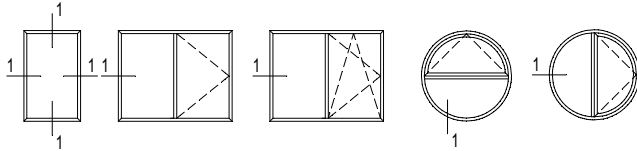


1c

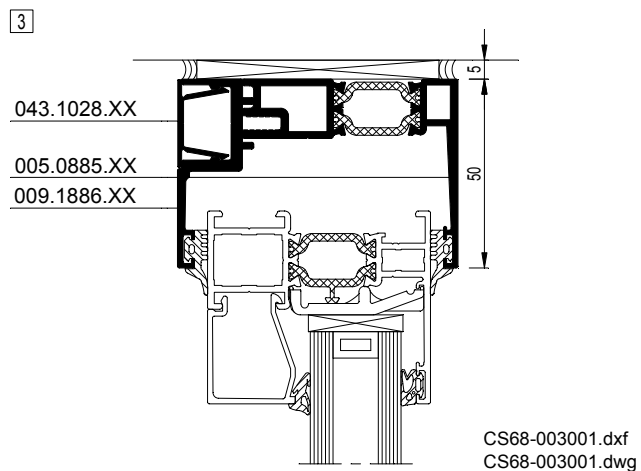
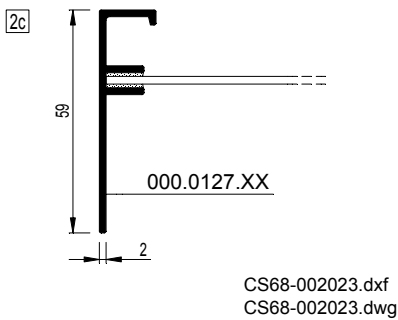
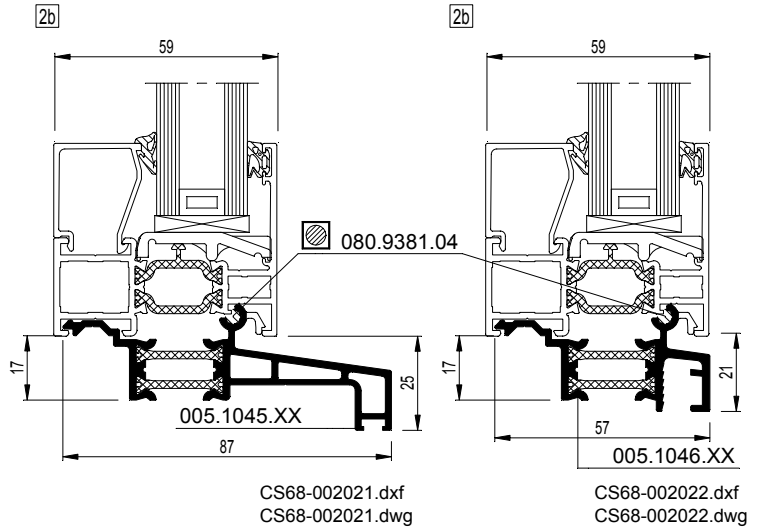
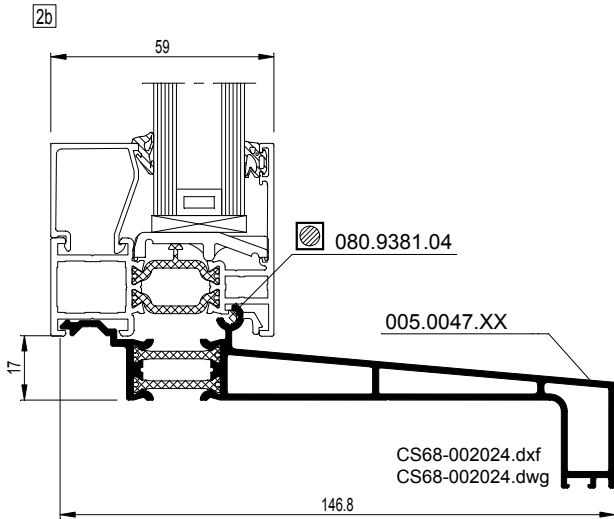
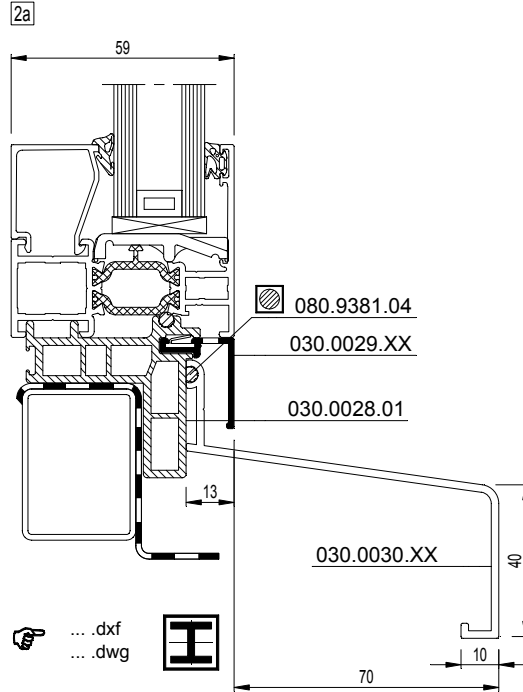
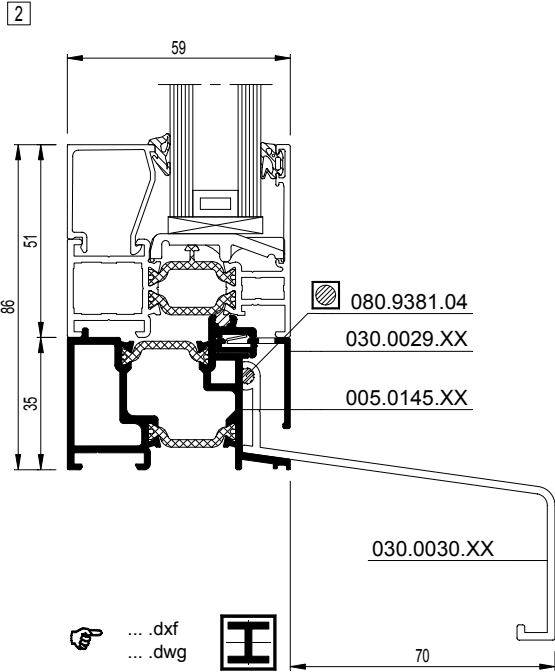
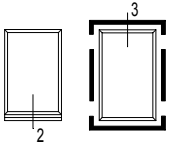


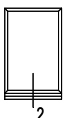
... .dxf
... .dwg





<p>005.0446.XX</p> <p>$I_x = 38.088 \text{ cm}^4$</p> <p>1b CS68-001017.dxf CS68-001017.dwg</p>	<p>005.0452.XX</p> <p>$I_x = 61.96 \text{ cm}^4$</p> <p>1b CS68-001025.dxf CS68-001025.dwg</p>	<p>005.0448.XX</p> <p>$I_x = 74.740 \text{ cm}^4$</p> <p>1b CS68-001018.dxf CS68-001018.dwg</p>	<p>005.1455.XX</p> <p>$I_x = 45.688 \text{ cm}^4$</p> <p>1b CS68-001021.dxf CS68-001021.dwg</p>
<p>005.0447.XX</p> <p>$I_x = 49.134 \text{ cm}^4$</p> <p>1c CS68-001019.dxf CS68-001019.dwg</p>	<p>005.1449.XX</p> <p>$I_x = 94.329 \text{ cm}^4$</p> <p>1c CS68-001020.dxf CS68-001020.dwg</p>	<p>005.1456.XX</p> <p>$I_x = 55.385 \text{ cm}^4$</p> <p>1c CS68-001022.dxf CS68-001022.dwg</p>	

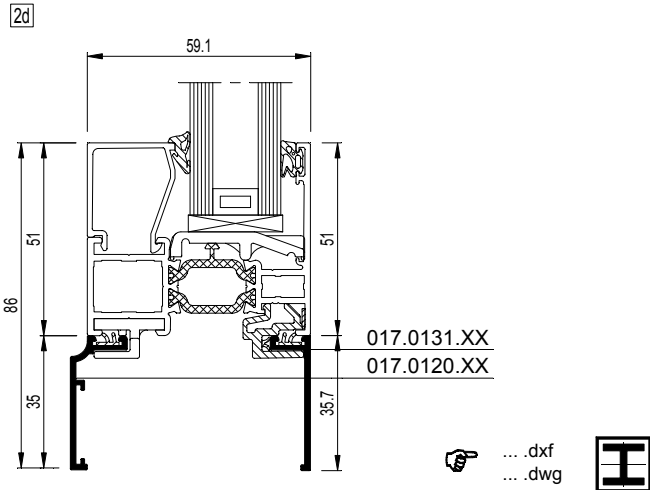
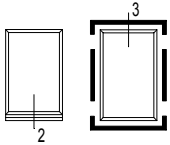




The drawing shows a series of window sill profiles of varying lengths and depths. The profiles are arranged in two columns. The left column shows profiles with lengths ranging from 70 to 230. The right column shows profiles with lengths ranging from 41.3 to 177.7. Each profile is associated with a part number and a file name. The profiles are labeled with '030.0038.XX' through '030.0030.XX' on the left and '030.0067.XX' through '030.0060.XX' on the right. The drawing includes dimensions for the length of the profile, the depth of the channel, and the width of the base. A 3D perspective view of a profile is shown at the bottom left.

Part Number	File Name	File Name
030.0038.XX	CS68-002009.dxf CS68-002009.dwg	CS68-002019.dxf CS68-002019.dwg
030.0037.XX	CS68-002008.dxf CS68-002008.dwg	CS68-002018.dxf CS68-002018.dwg
030.0036.XX	CS68-002007.dxf CS68-002007.dwg	CS68-002017.dxf CS68-002017.dwg
030.0035.XX	CS68-002006.dxf CS68-002006.dwg	CS68-002016.dxf CS68-002016.dwg
030.0034.XX	CS68-002005.dxf CS68-002005.dwg	CS68-002015.dxf CS68-002015.dwg
030.0033.XX	CS68-002004.dxf CS68-002004.dwg	CS68-002014.dxf CS68-002014.dwg
030.0032.XX	CS68-002003.dxf CS68-002003.dwg	CS68-002013.dxf CS68-002013.dwg
030.0031.XX	CS68-002002.dxf CS68-002002.dwg	CS68-002012.dxf CS68-002012.dwg
030.0030.XX	CS68-002001.dxf CS68-002001.dwg	CS68-002011.dxf CS68-002011.dwg
030.0067.XX	CS68-002032.dxf CS68-002032.dwg	
030.0066.XX	CS68-002031.dxf CS68-002031.dwg	
030.0065.XX	CS68-002030.dxf CS68-002030.dwg	
030.0064.XX	CS68-002029.dxf CS68-002029.dwg	
030.0063.XX	CS68-002028.dxf CS68-002028.dwg	
030.0062.XX	CS68-002027.dxf CS68-002027.dwg	
030.0061.XX	CS68-002026.dxf CS68-002026.dwg	
030.0060.XX	CS68-002025.dxf CS68-002025.dwg	

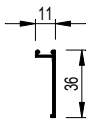
CS68-3d0001.dxf
 CS68-3d0001.dwg



... .dxf
dwg

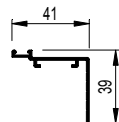


017.0131.XX



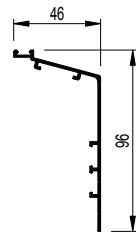
CS68-002050.dxf
 CS68-002050.dwg

017.0129.XX



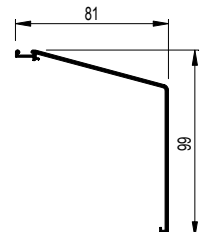
CS68-002055.dxf
 CS68-002055.dwg

017.0127.XX



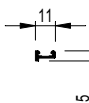
CS68-002056.dxf
 CS68-002056.dwg

017.5003.XX



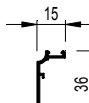
CS68-002057.dxf
 CS68-002057.dwg

019.4904.XX



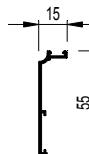
CS68-002054.dxf
 CS68-002054.dwg

017.0120.XX



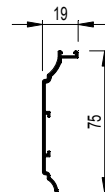
CS68-002050.dxf
 CS68-002050.dwg

017.0077.XX



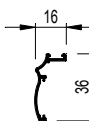
CS68-002051.dxf
 CS68-002051.dwg

017.0119.XX

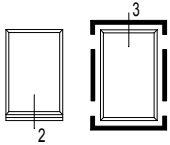


CS68-002052.dxf
 CS68-002052.dwg

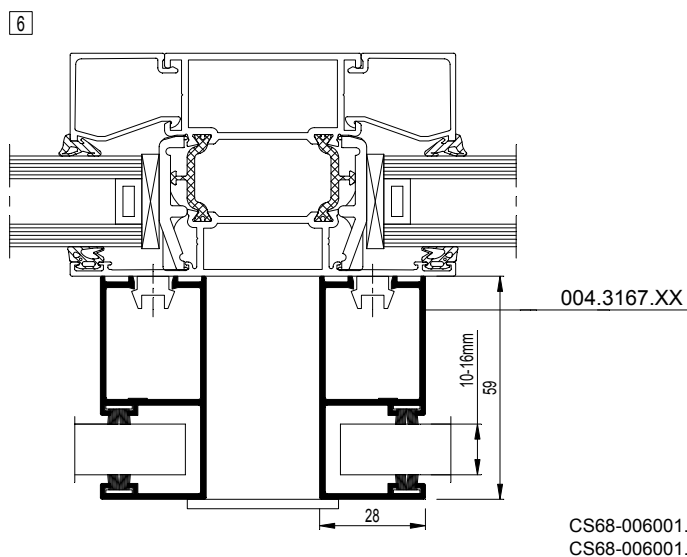
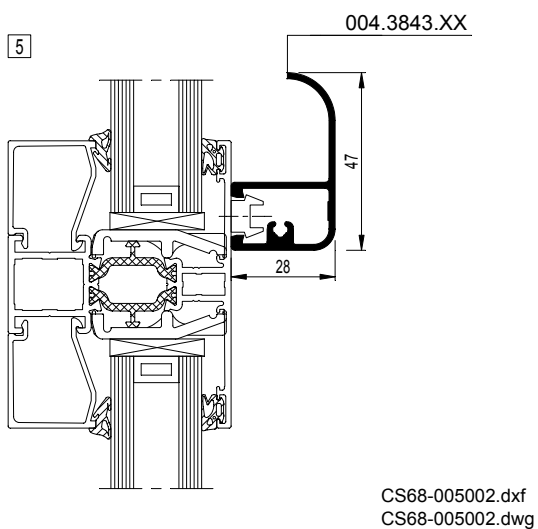
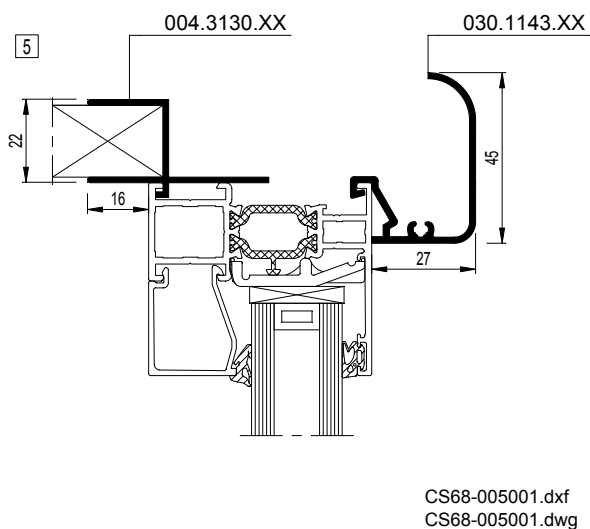
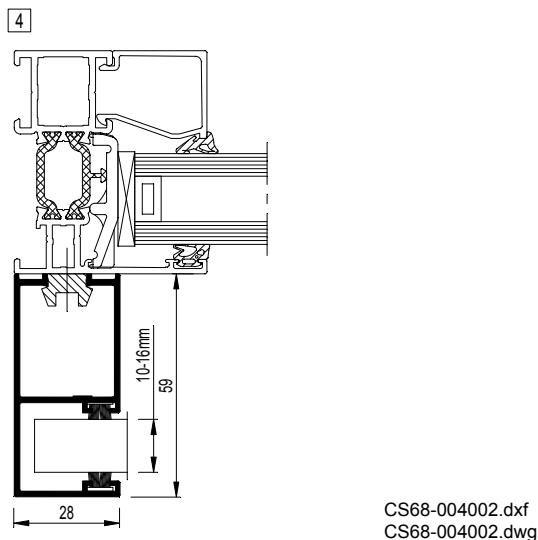
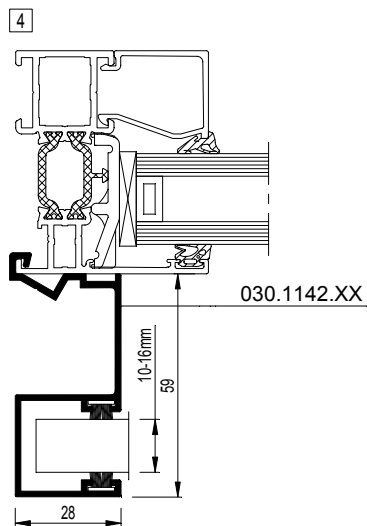
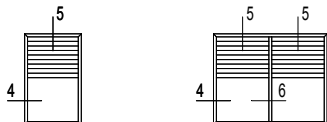
017.0110.XX

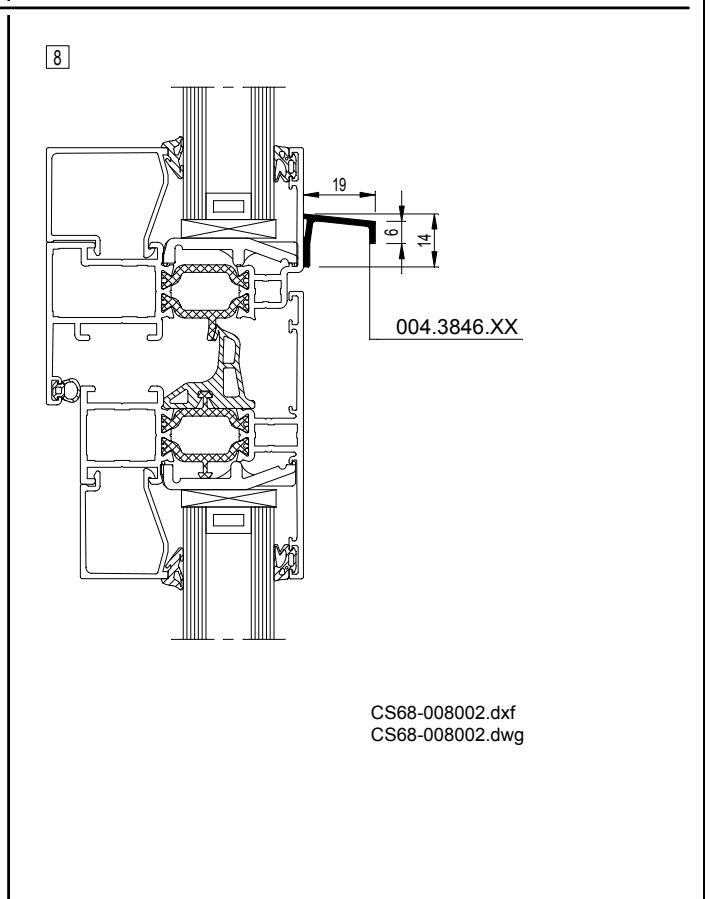
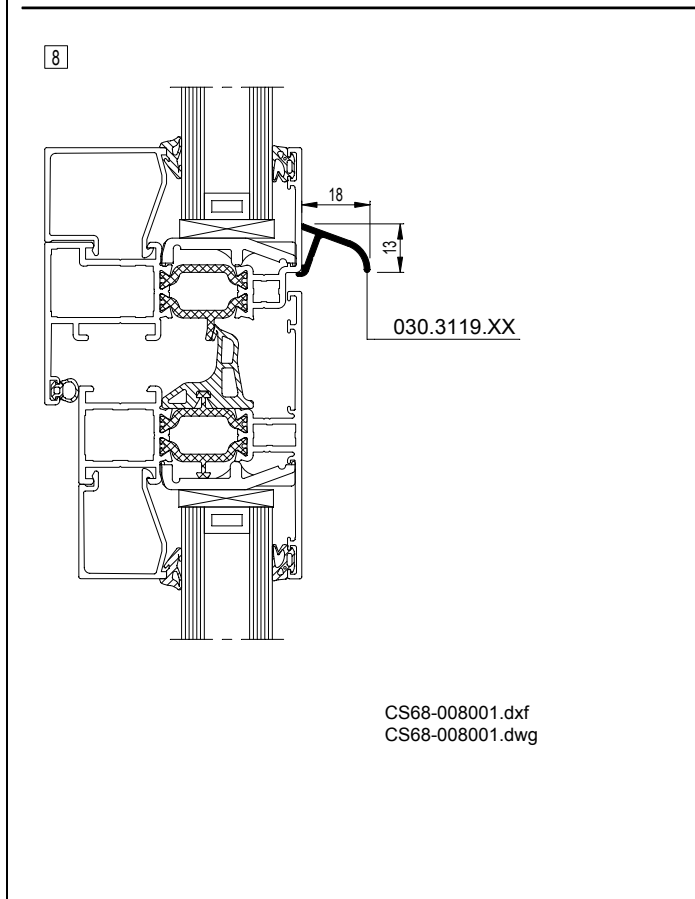
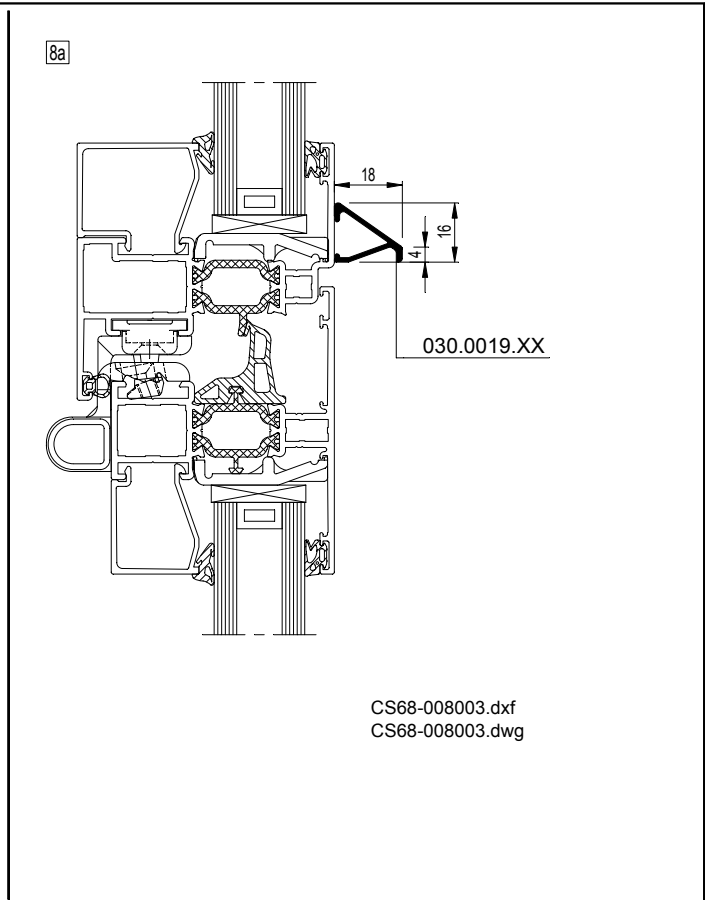
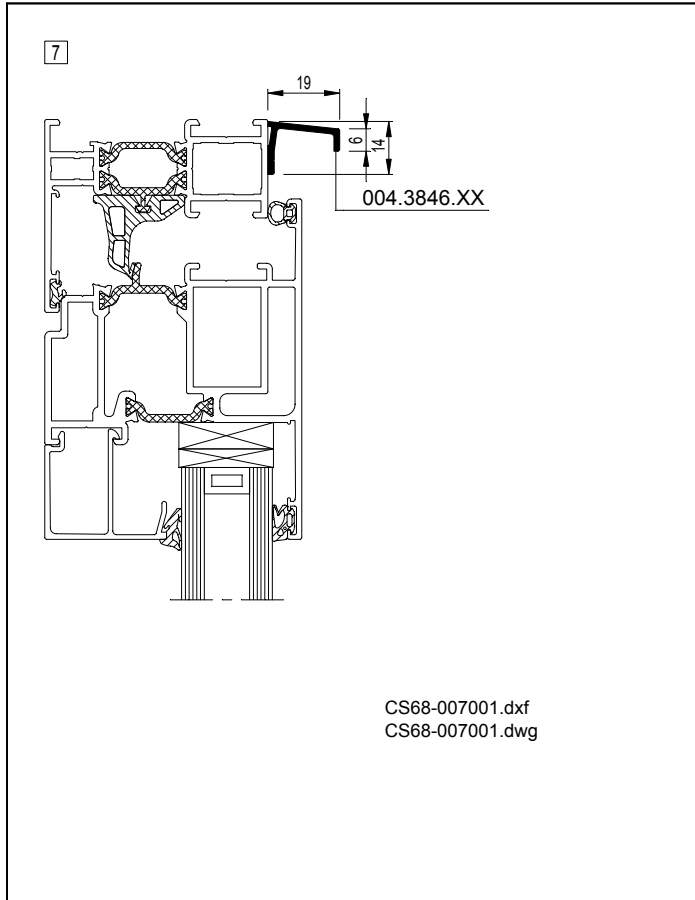
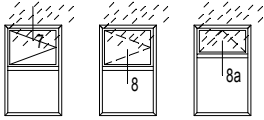


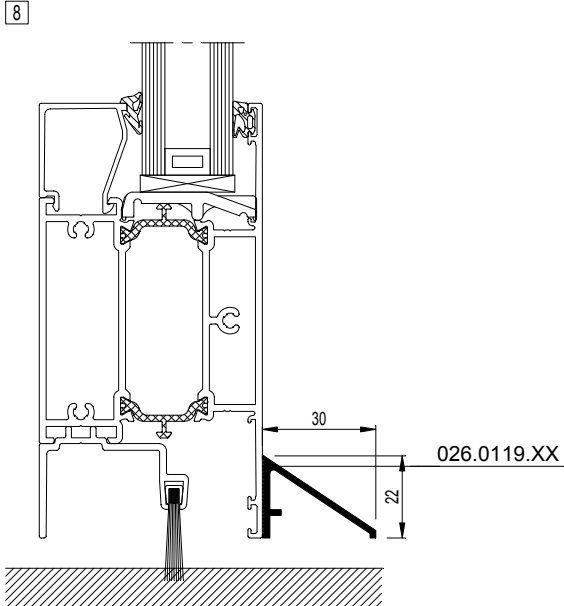
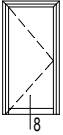
CS68-002053.dxf
 CS68-002053.dwg



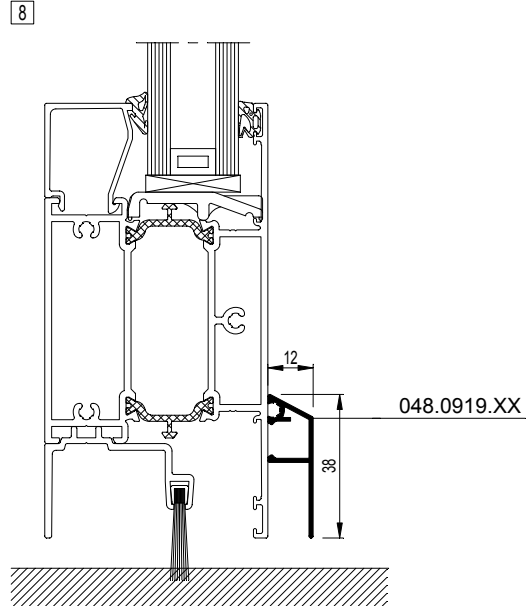
<p>017.0189.XX</p> <p>2d CS68-002060.dxf CS68-002060.dwg</p>	<p>017.0190.XX</p> <p>2d CS68-002061.dxf CS68-002061.dwg</p>	<p>017.0193.XX</p> <p>2d CS68-002062.dxf CS68-002062.dwg</p>	<p>017.0197.XX</p> <p>2d CS68-002063.dxf CS68-002063.dwg</p>
<p>017.0198.XX</p> <p>2d CS68-002064.dxf CS68-002064.dwg</p>	<p>017.0233.XX</p> <p>2d CS68-002065.dxf CS68-002065.dwg</p>	<p>017.0199.XX</p> <p>2d CS68-002066.dxf CS68-002066.dwg</p>	<p>017.0205.XX</p> <p>2d CS68-002067.dxf CS68-002067.dwg</p>
<p>017.0234.XX</p> <p>2d CS68-002068.dxf CS68-002068.dwg</p>	<p>017.0235.XX</p> <p>2d CS68-002069.dxf CS68-002069.dwg</p>	<p>017.0201.XX</p> <p>2d CS68-002070.dxf CS68-002070.dwg</p>	
<p>017.0202.XX</p> <p>2d CS68-002071.dxf CS68-002071.dwg</p>	<p>017.0203.XX</p> <p>2d CS68-002072.dxf CS68-002072.dwg</p>	<p>017.0204.XX</p> <p>2d CS68-002073.dxf CS68-002073.dwg</p>	<p>017.0216.XX</p> <p>2d CS68-002075.dxf CS68-002075.dwg</p>
<p>017.0211.XX</p> <p>2d CS68-002076.dxf CS68-002076.dwg</p>	<p>017.0212.XX</p> <p>2d CS68-002077.dxf CS68-002077.dwg</p>	<p>017.0213.XX</p> <p>2d CS68-002078.dxf CS68-002078.dwg</p>	<p>017.0214.XX</p> <p>2d CS68-002079.dxf CS68-002079.dwg</p>



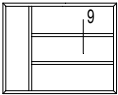




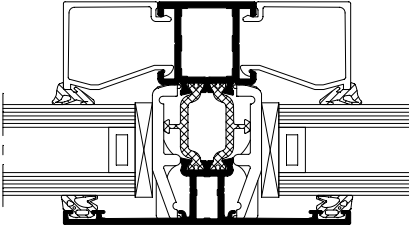
CS68-008004.dxf
CS68-008004.dwg




CS68-008005.dxf
CS68-008005.dwg



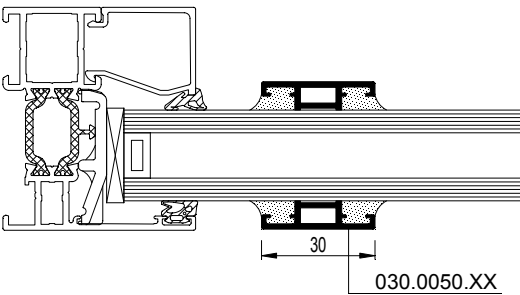
9



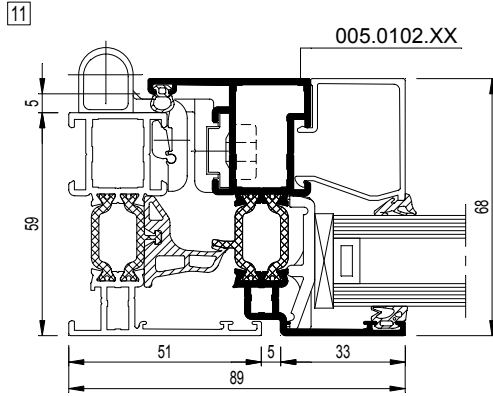
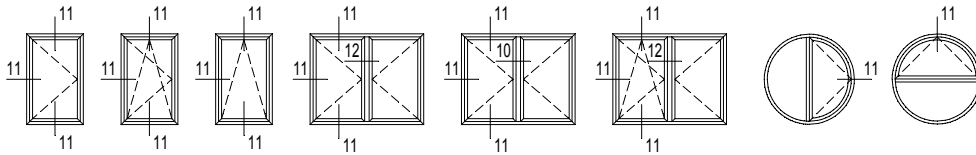
CS68-009003.dxf
 CS68-009003.dwg

 Zie ook T-profielen blz. 22-23
 Voire aussi traverse pag. 22-23
 Look also transom pag. 22-23
 Siehe auch Sprosse pag. 22-23

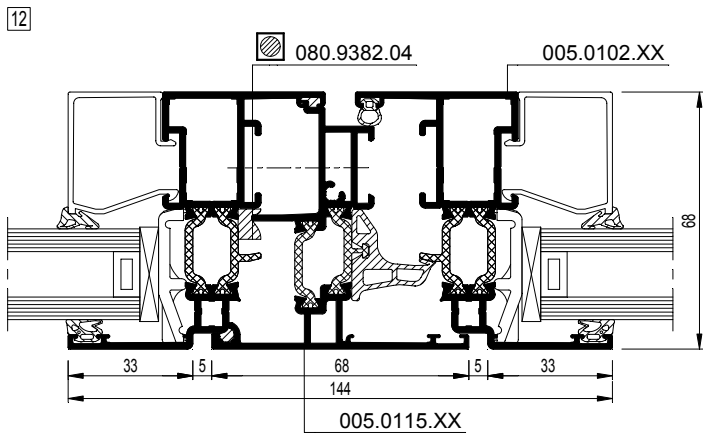
9



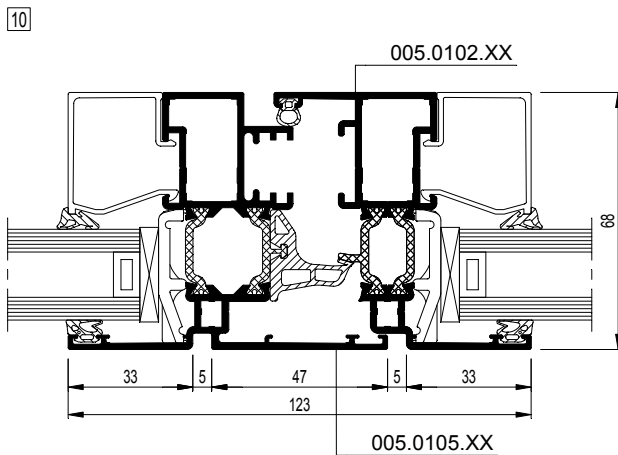
CS68-009002.dxf
 CS68-009002.dwg



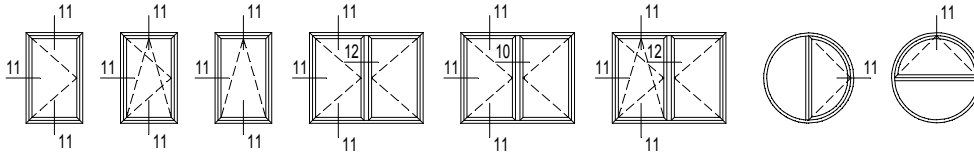
... .dxf
dwg



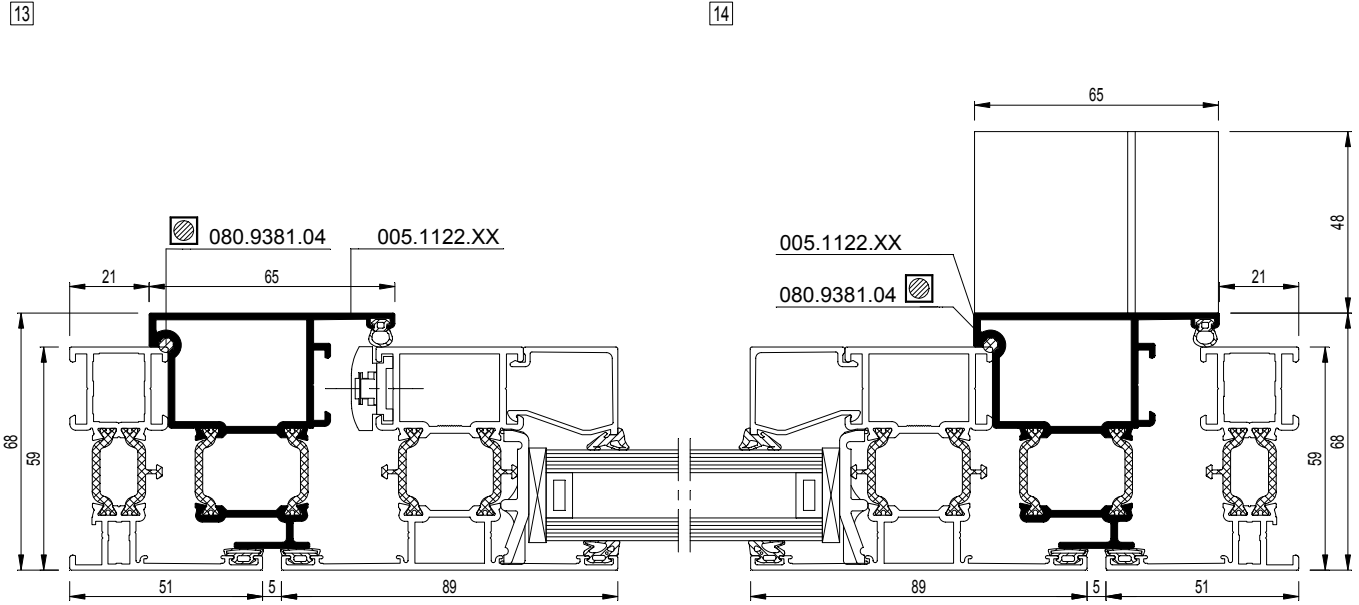
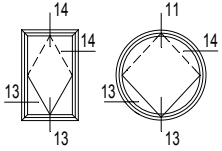
... .dxf
dwg



CS68-010001.dxf
 CS68-010001.dwg

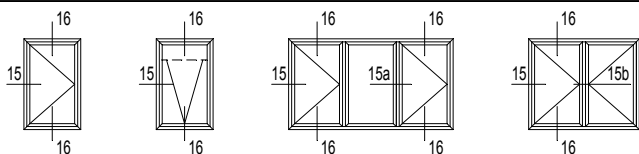


<p>005.0102.XX</p> <p>lx = 18.351 cm²</p> <p> 11 CS68-011001.dxf CS68-011001.dwg 12 CS68-012001.dxf CS68-012001.dwg 10 CS68-010001.dxf CS68-010001.dwg </p>	<p>005.0192.XX</p> <p>lx = 24.588 cm²</p> <p> 11 CS68-011002.dxf CS68-011002.dwg 12 CS68-012002.dxf CS68-012002.dwg </p>	<p>005.0112.XX</p> <p>lx = 29.109 cm²</p> <p> 11 CS68-011003.dxf CS68-011003.dwg 12 CS68-012003.dxf CS68-012003.dwg </p>
<p>005.0121.XX</p> <p>lx = 33.596 cm²</p> <p> 11 CS68-011004.dxf CS68-011004.dwg 12 CS68-012004.dxf CS68-012004.dwg </p>		

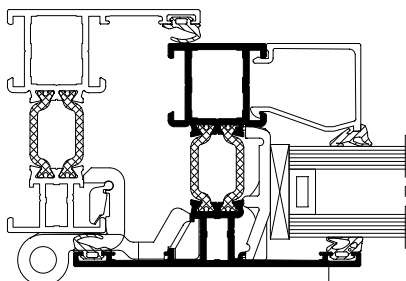


CS68-013001.dxf
CS68-013001.dwg

CS68-014001.dxf
CS68-014001.dwg



15



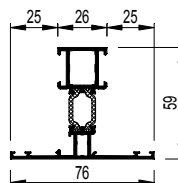
005.1402.XX

... .dxf
dwg



005.1402.XX

$I_x = 14.957 \text{ cm}^4$

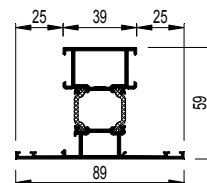


15 CS68-015001.dxf
 CS68-015001.dwg

16 CS68-016001.dxf
 CS68-016001.dwg

005.1492.XX

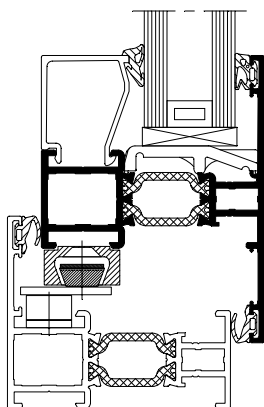
$I_x = 19.002 \text{ cm}^4$



15 CS68-015002.dxf
 CS68-015002.dwg

16 CS68-016002.dxf
 CS68-016002.dwg

16



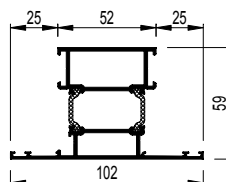
005.1402.XX

... .dxf
dwg



005.1412.XX

$I_x = 22.384 \text{ cm}^4$

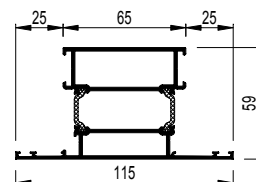


15 CS68-015003.dxf
 CS68-015003.dwg

16 CS68-016003.dxf
 CS68-016003.dwg

005.1421.XX

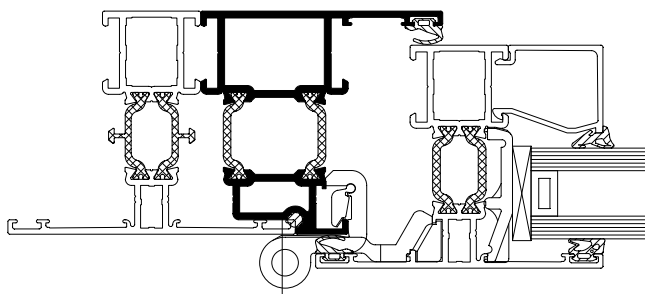
$I_x = 25.762 \text{ cm}^4$



15 CS68-015004.dxf
 CS68-015004.dwg

16 CS68-016004.dxf
 CS68-016004.dwg

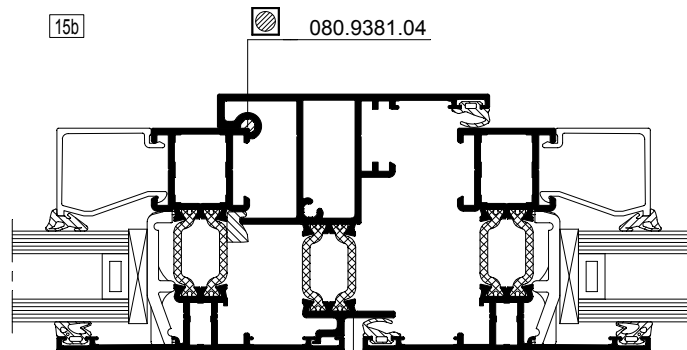
15a



005.1401.XX

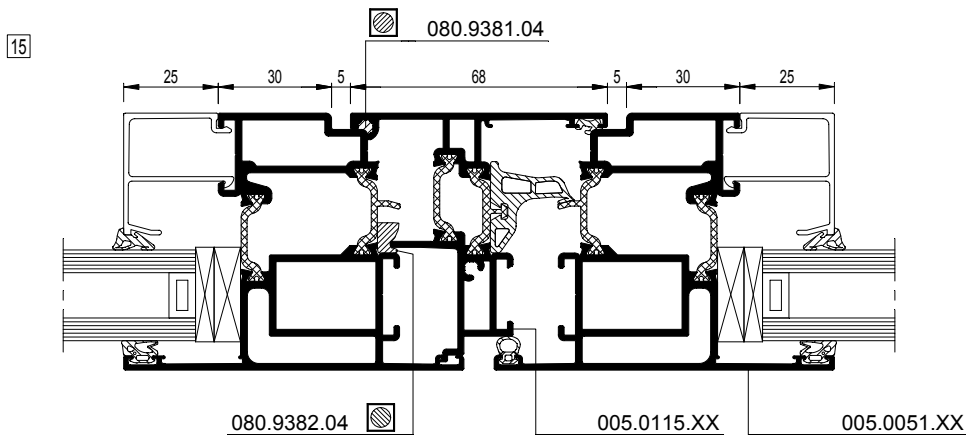
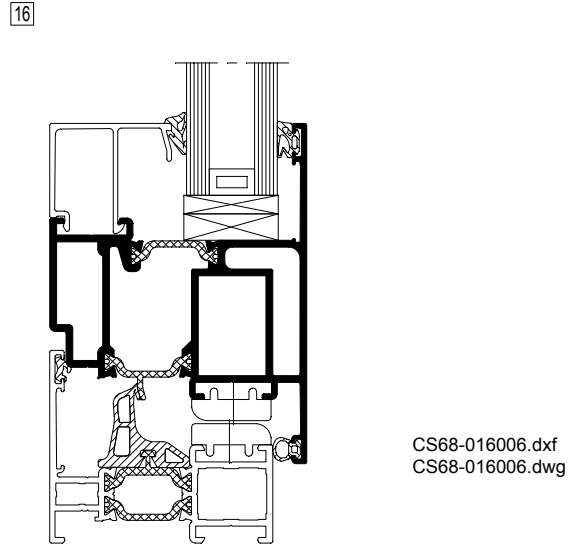
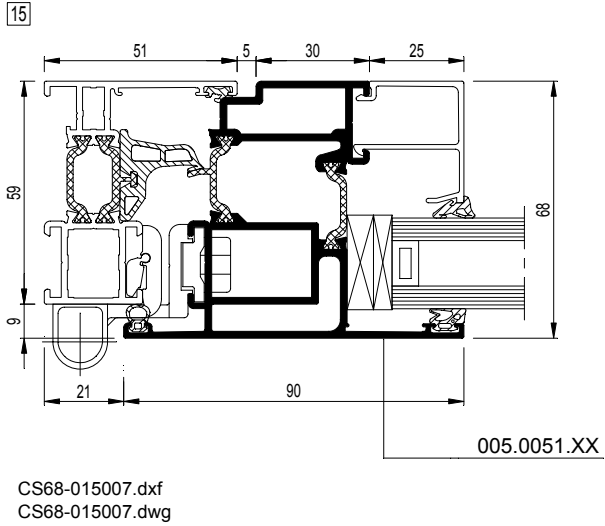
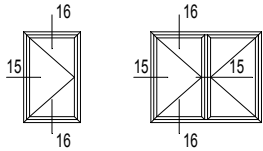
CS68-015005.dxf
 CS68-015005.dwg

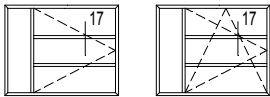
15b



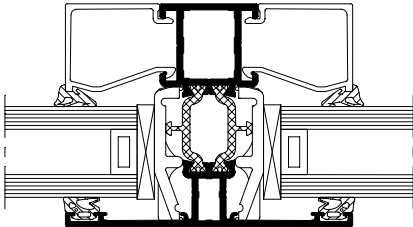
005.1415.XX

CS68-015006.dxf
 CS68-015006.dwg





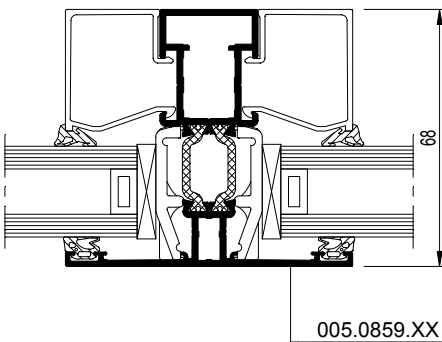
17



CS68-017005.dxf
 CS68-017005.dwg

Zie ook T-profielen blz. 22-23
 Voire aussi traverse pag. 22-23
 Look also transom pag. 22-23
 Siehe auch Sprosse pag. 22-23

17

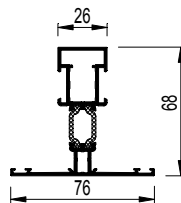


... .dxf
dwg



005.0859.XX

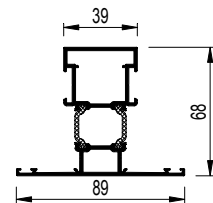
$I_x = 21.044 \text{ cm}^4$



17 CS68-017001.dxf
 CS68-017001.dwg

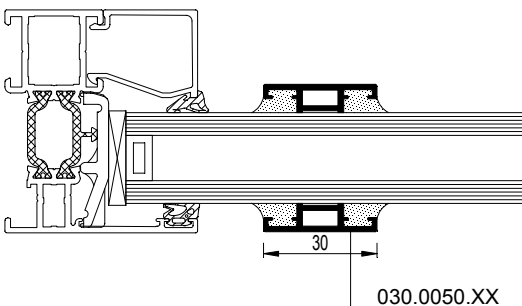
005.0860.XX

$I_x = 26.75 \text{ cm}^4$

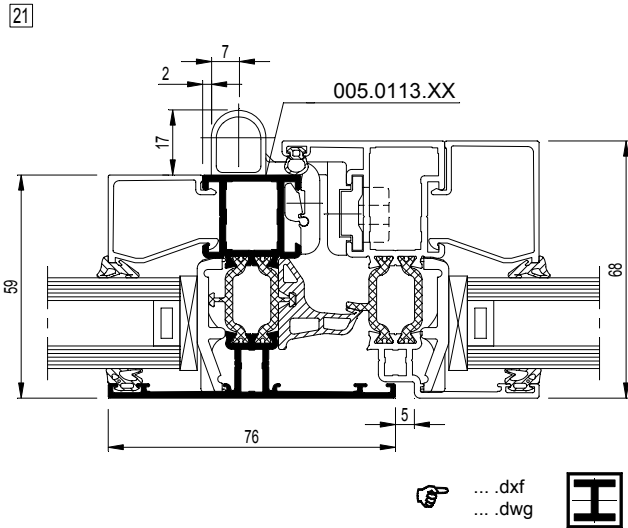
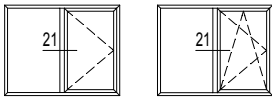


17 CS68-017002.dxf
 CS68-017002.dwg

17

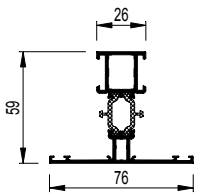


CS68-017004.dxf
 CS68-017004.dwg



005.0113.XX

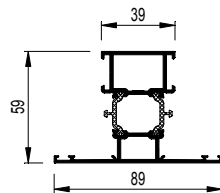
$I_x = 14.901 \text{ cm}^4$



[21] CS68-021001.dxf
 CS68-021001.dwg

005.0120.XX

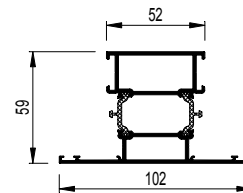
$I_x = 18.916 \text{ cm}^4$



[21] CS68-021002.dxf
 CS68-021002.dwg

005.0114.XX

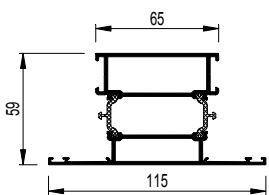
$I_x = 22.304 \text{ cm}^4$



[21] CS68-021003.dxf
 CS68-021003.dwg

005.0123.XX

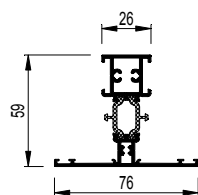
$I_x = 25.678 \text{ cm}^4$



[21] CS68-021004.dxf
 CS68-021004.dwg

005.0813.XX

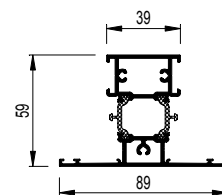
$I_x = 16.254 \text{ cm}^4$



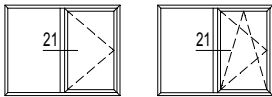
[21] CS68-021005.dxf
 CS68-021005.dwg

005.0820.XX

$I_x = 20.608 \text{ cm}^4$

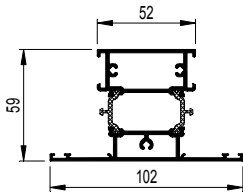


[21] CS68-021006.dxf
 CS68-021006.dwg



005.0814.XX

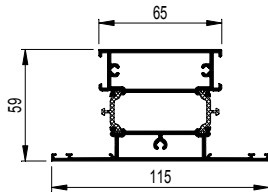
$$I_x = 23.978 \text{ cm}^4$$



[21] CS68-021007.dxf
 CS68-021007.dwg

005.0823.XX

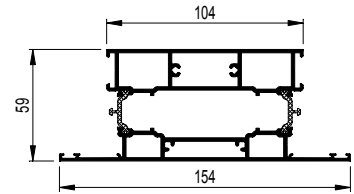
$$I_x = 27.337 \text{ cm}^4$$



[21] CS68-021008.dxf
 CS68-021008.dwg

005.0824.XX

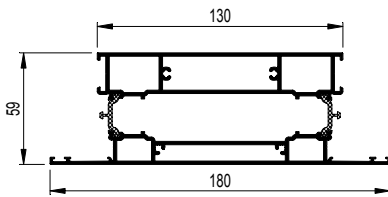
$$I_x = 41.760 \text{ cm}^4$$



[21] CS68-021009.dxf
 CS68-021009.dwg

005.0817.XX

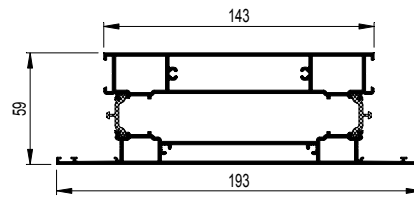
$$I_x = 48.853 \text{ cm}^4$$



[21] CS68-021010.dxf
 CS68-021010.dwg

005.0847.XX

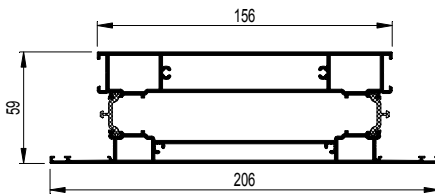
$$I_x = 52.408 \text{ cm}^4$$



[21] CS68-021011.dxf
 CS68-021011.dwg

005.0850.XX

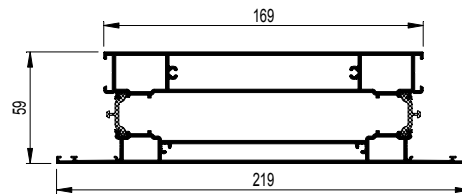
$$I_x = 55.962 \text{ cm}^4$$



[21] CS68-021012.dxf
 CS68-021012.dwg

005.0854.XX

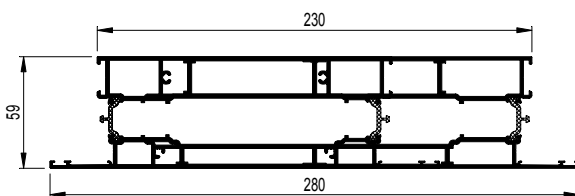
$$I_x = 59.827 \text{ cm}^4$$



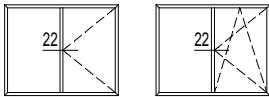
[21] CS68-021013.dxf
 CS68-021013.dwg

005.0155.XX

$$I_x = 86.523 \text{ cm}^4$$

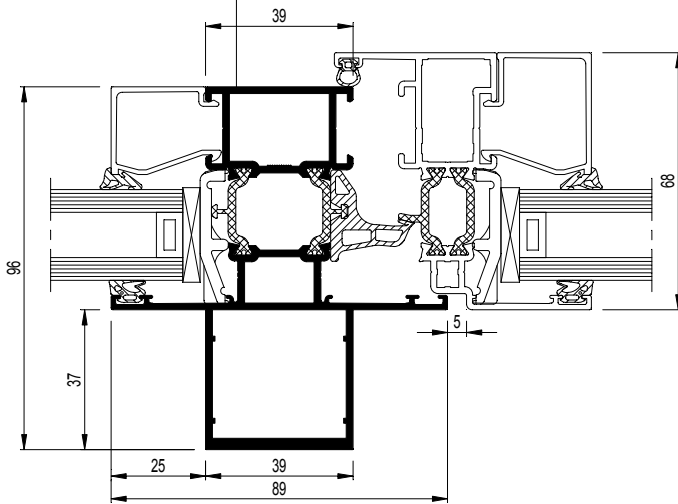


[21] CS68-021014.dxf
 CS68-021014.dwg

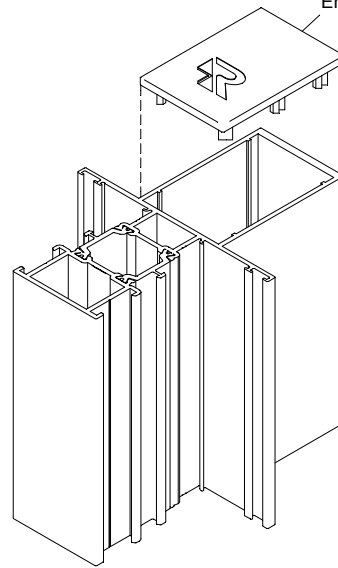


22

005.1100.XX



Einstukken beschikbaar
 Pieces de finition disponible
 End parts available
 Endstücke verfügbar

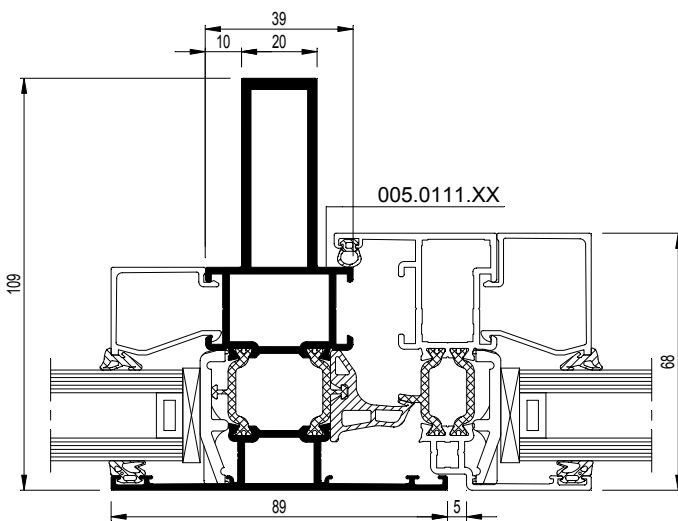


CS68-3d0002.dxf
 CS68-3d0002.dwg

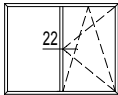
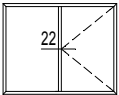
... .dxf
dwg



22a

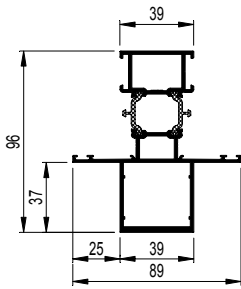


CS68-022008.dxf
 CS68-022008.dwg



005.1100.XX

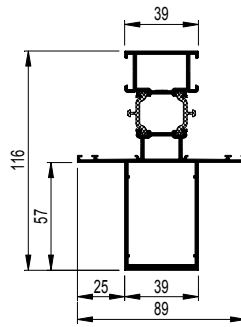
$I_x = 52.808 \text{ cm}^4$



CS68-022001.dxf
 CS68-022001.dwg

005.1109.XX

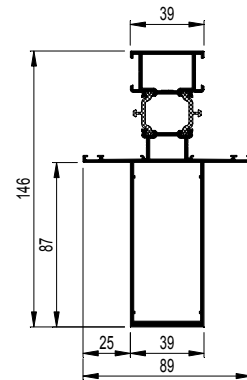
$I_x = 83.486 \text{ cm}^4$



CS68-022002.dxf
 CS68-022002.dwg

005.1110.XX

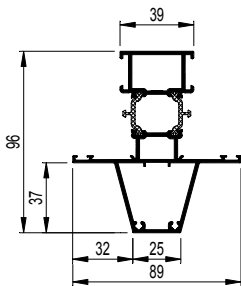
$I_x = 151.909 \text{ cm}^4$



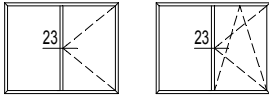
CS68-022003.dxf
 CS68-022003.dwg

005.0420.XX

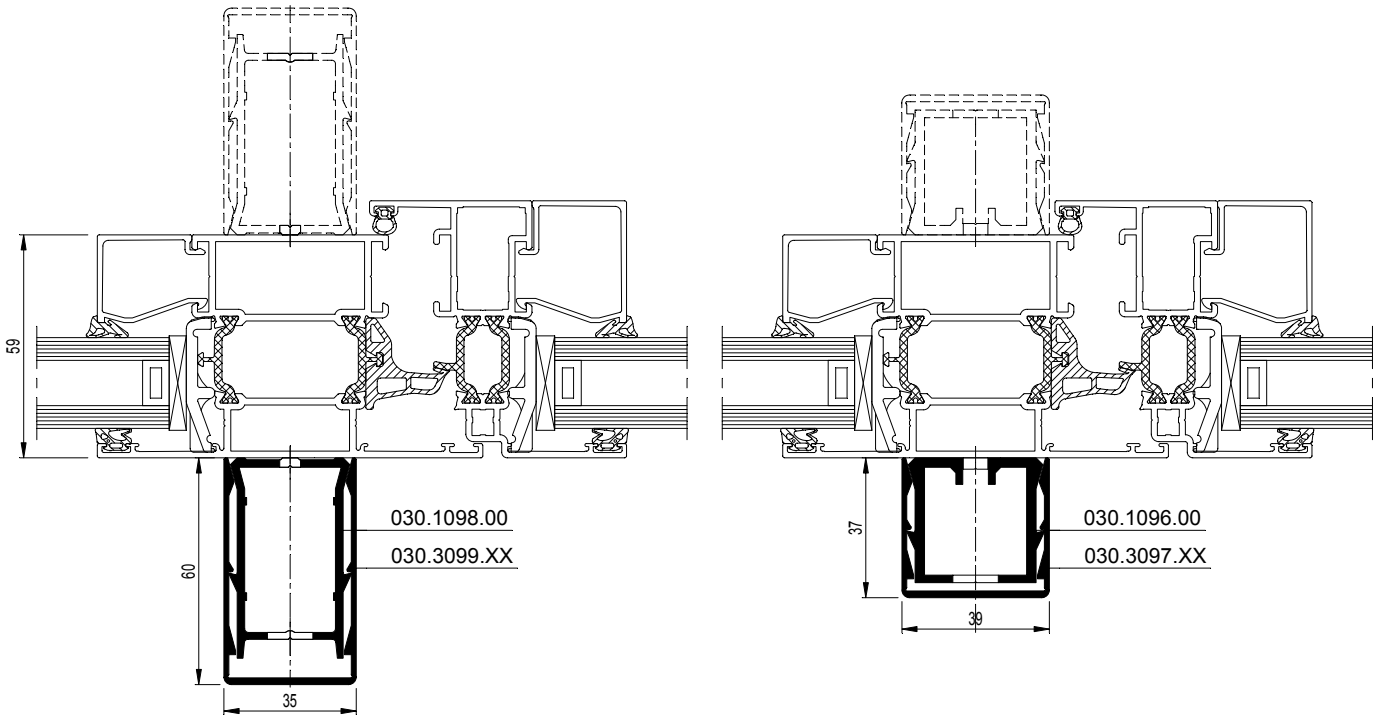
$I_x = 45.079 \text{ cm}^4$



CS68-022007.dxf
 CS68-022007.dwg



23a

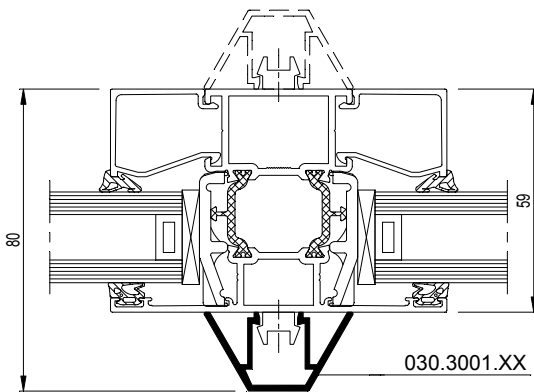


... .dxf
dwg

23

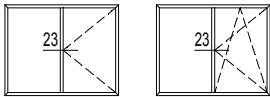
Nota : voor keuze van versteviging : zie waarden op blz. 27
 Note : pour choix de renforcement : voir valeurs page 27
 Note: For choice of reinforcement, see values on pages 27
 Nota : für Verstärkungswahl : siehe Werte Seite 27

23



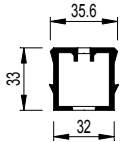
CS68-023002.dxf
 CS68-023002.dwg

Nota : geen versteviging, enkel esthetiek
 Note : pas de renforcements, seulement esthétique
 Note: No reinforcement only aesthetics
 Nota : keine Verstärkung, nur Ästhetik



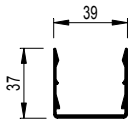
030.1096.00

$I_x = 4.881 \text{ cm}^4$



030.3097.XX

$I_x = 2.767 \text{ cm}^4$

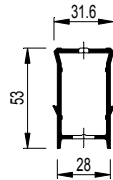


23 CS68-023007.dxf
 CS68-023007.dwg

23a CS68-023008.dxf
 CS68-023008.dwg

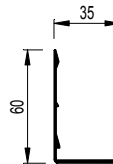
030.1097.00

$I_x = 10.260 \text{ cm}^4$



030.3099.XX

$I_x = 9.625 \text{ cm}^4$

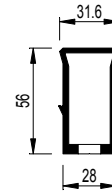


23 CS68-023004.dxf
 CS68-023004.dwg

23a CS68-023006.dxf
 CS68-023006.dwg

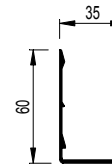
030.1098.00

$I_x = 19.656 \text{ cm}^4$



030.3099.XX

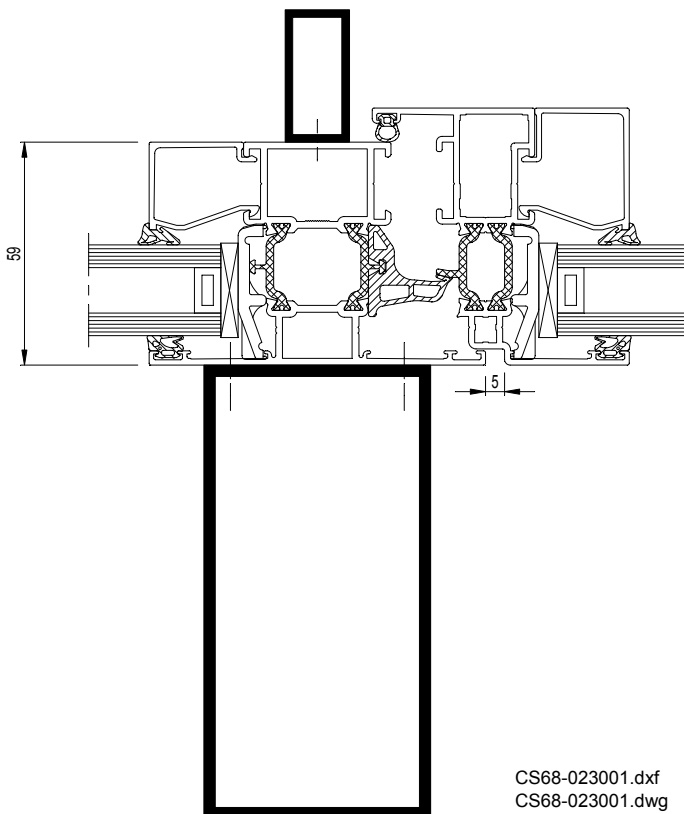
$I_x = 9.625 \text{ cm}^4$



23 CS68-023003.dxf
 CS68-023003.dwg

23a CS68-023005.dxf
 CS68-023005.dwg

23



CS68-023001.dxf
 CS68-023001.dwg

Opmerking: - Verstevinging van binnenzijde + scharnier is niet mogelijk.

- Bevestiging: om de 300 mm

- Bij horizontale verstevinging, gelieve het Reynaers filiaal in uw land te contacteren



Remarque: - Positionnement du renfort à l'intérieur en présence de charnières non possible.

- Fixation: tous les 300 mm

- Pour utilisation comme renfort horizontal, veuillez contacter la succursale Reynaers dans votre pays.

Remark: - Reinforcement of inner side + hinge is not possible in case the inner side of a transom-mullion < 75 mm

- Fixing: every 300 mm

- For horizontal reinforcements, please contact your local Reynaers office.

Anmerkung: - Verstärkung der Innenseite und des Bandes ist unmöglich wenn die Innenseite einer Sprosse < 75 mm

- Befestigung: jede 300 mm

- Bei horizontaler Verstärkung, Bitte kontaktieren Sie Ihre örtliche Reynaers Filiale

<p>i Versteving langs binnen Renforcement du côté intérieur Reinforcement inside Verstärkung der Innenseite</p>			<p>e Versteving langs buiten Renforcement du côté extérieur Reinforcement outside Verstärkung der Aussenseite</p>							
<p>T-profiel Traverse Transom-mullion Sprosse</p>	Zonder versteving Sans renforcement Without reinforcement Ohne Verstärkung		met 030.1096.00 avec 030.1096.00 with mit		met 030.1097.00 avec 030.1097.00 with mit		met 030.1098.00 avec 030.1098.00 with mit			
	lx cm4	Wx cm3	lx cm4	Wx cm3	lx cm4	Wx cm3	lx cm4	Wx cm3		
005.0113.XX 	14.901	4.187	e	38.354	7.241	54.088	9.448	78.876	11.971	
005.0120.XX 	18.912	5.745	i	--	--	--	--	--	--	
			e	45.915	9.194	63.097	10.816	92.067	14.852	
005.0114.XX 	22.304	6.552	i	59.382	12.333	79.521	12.325	115.420	19.882	
			e	51.394	10.681	69.598	11.488	101.467	17.075	
			i	64.332	12.935	85.309	12.829	124.227	20.536	


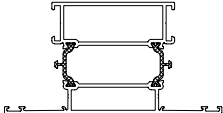
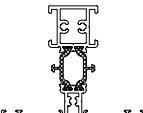
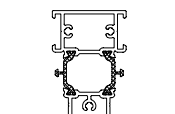
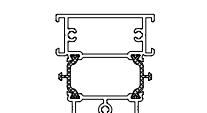
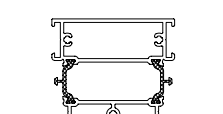
Opmerking: - Versteving van binnenzijde + scharnier is niet mogelijk.
- Bevestiging: om de 300 mm
- Bij horizontale versteving, gelieve het Reynaers filiaal in uw land te contacteren

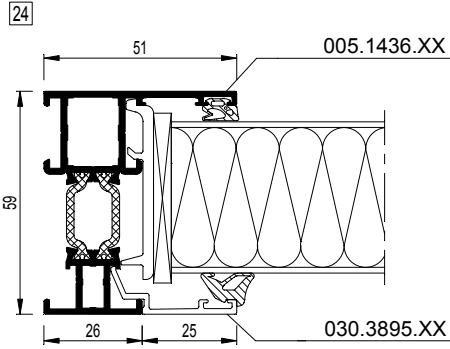
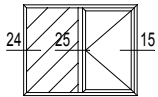


Remarque: - Positionnement du renfort à l'intérieur en présence de charnières non possible.
- Fixation: tous les 300 mm
- Pour utilisation comme renfort horizontal, veuillez contacter la succursale Reynaers dans votre pays.

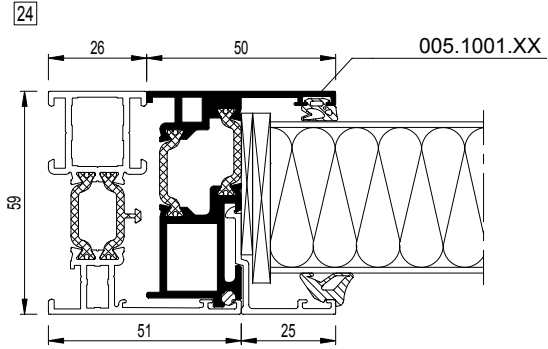
Remark: - Reinforcement of inner side + hinge is not possible in case the inner side of a transom-mullion < 75 mm
- Fixing: every 300 mm
- For horizontal reinforcements, please contact your local Reynaers office.

Anmerkung: - Verstärkung der Innenseite und des Bandes ist unmöglich wenn die Innenseite einer Sprosse < 75 mm
- Befestigung: jede 300 mm
- Bei horizontaler Verstärkung, Bitte kontaktieren Sie Ihre örtliche Reynaers Filiale

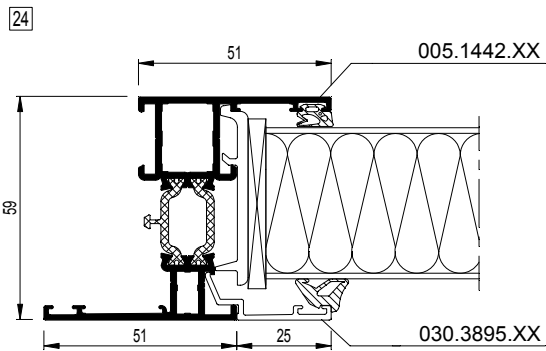
 T-profiel Traverse Transom-mullion Sprosse	Zonder versteving Sans renforcement Without reinforcement Ohne Verstärkung			met 030.1096.00 avec with mit		met 030.1097.00 avec with mit		met 030.1098.00 avec with mit	
	Ix cm ⁴	Wx cm ³		Ix cm ⁴	Wx cm ³	Ix cm ⁴	Wx cm ³	Ix cm ⁴	Wx cm ³
005.0123.XX 	25.678	7.627	e	56.538	12.135	75.519	12.098	109.943	19.043
			i	69.014	13.518	90.647	13.308	132.187	21.132
005.0813.XX 	16.273	4.712	e	41.733	8.106	58.218	10.309	84.884	13.233
			i	--	--	--	--	--	--
005.0820.XX 	20.608	6.077	e	49.291	10.141	67.210	11.214	98.182	16.299
			i	61.623	12.583	82.142	12.530	119.688	20.144
005.0814.XX 	23.978	7.149	e	54.534	11.609	73.293	11.840	106.942	18.460
			i	66.437	13.180	87.691	13.025	127.989	20.773
005.0823.XX 	27.337	8.220	e	59.449	12.818	78.897	12.418	114.896	19.468
			i	70.996	13.761	92.856	13.499	135.584	21.351



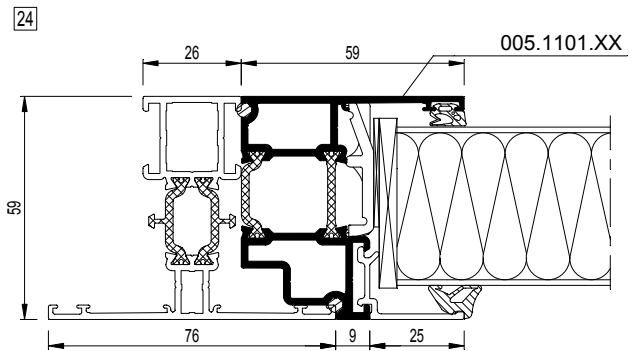
... .dxf
dwg



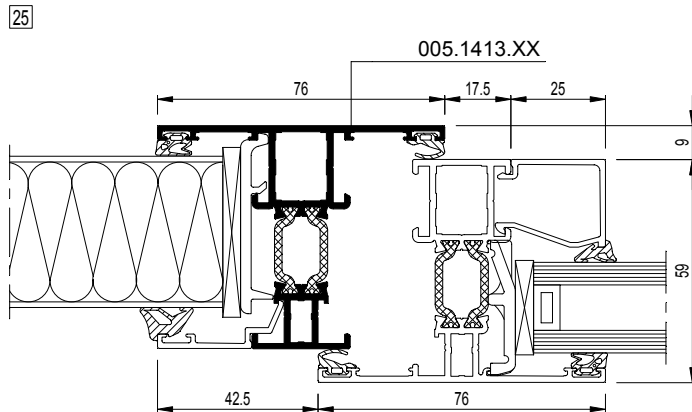
CS68-024006.dxf
 CS68-024006.dwg



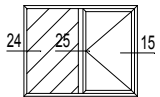
CS68-024005.dxf
 CS68-024005.dwg



CS68-024007.dxf
 CS68-024007.dwg

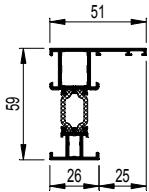


... .dxf
dwg



005.1436.XX

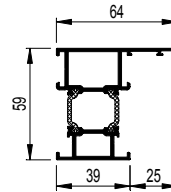
$I_x = 12.244 \text{ cm}^4$



24 CS68-024001.dxf
 CS68-024001.dwg

005.1483.XX

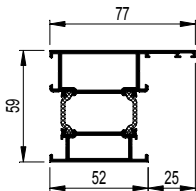
$I_x = 16.371 \text{ cm}^4$



24 CS68-024002.dxf
 CS68-024002.dwg

005.1425.XX

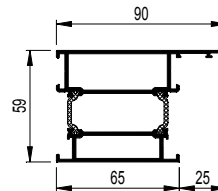
$I_x = 19.855 \text{ cm}^4$



24 CS68-024003.dxf
 CS68-024003.dwg

005.1440.XX

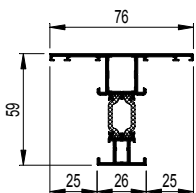
$I_x = 23.292 \text{ cm}^4$



24 CS68-024004.dxf
 CS68-024004.dwg

005.1413.XX

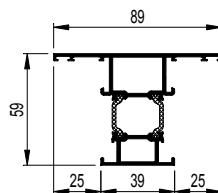
$I_x = 13.98 \text{ cm}^4$



25 CS68-025001.dxf
 CS68-025001.dwg

005.1416.XX

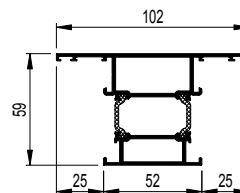
$I_x = 18.408 \text{ cm}^4$



25 CS68-025002.dxf
 CS68-025002.dwg

005.1414.XX

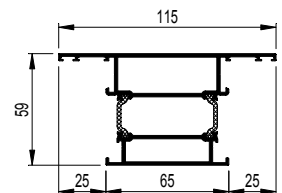
$I_x = 22.071 \text{ cm}^4$



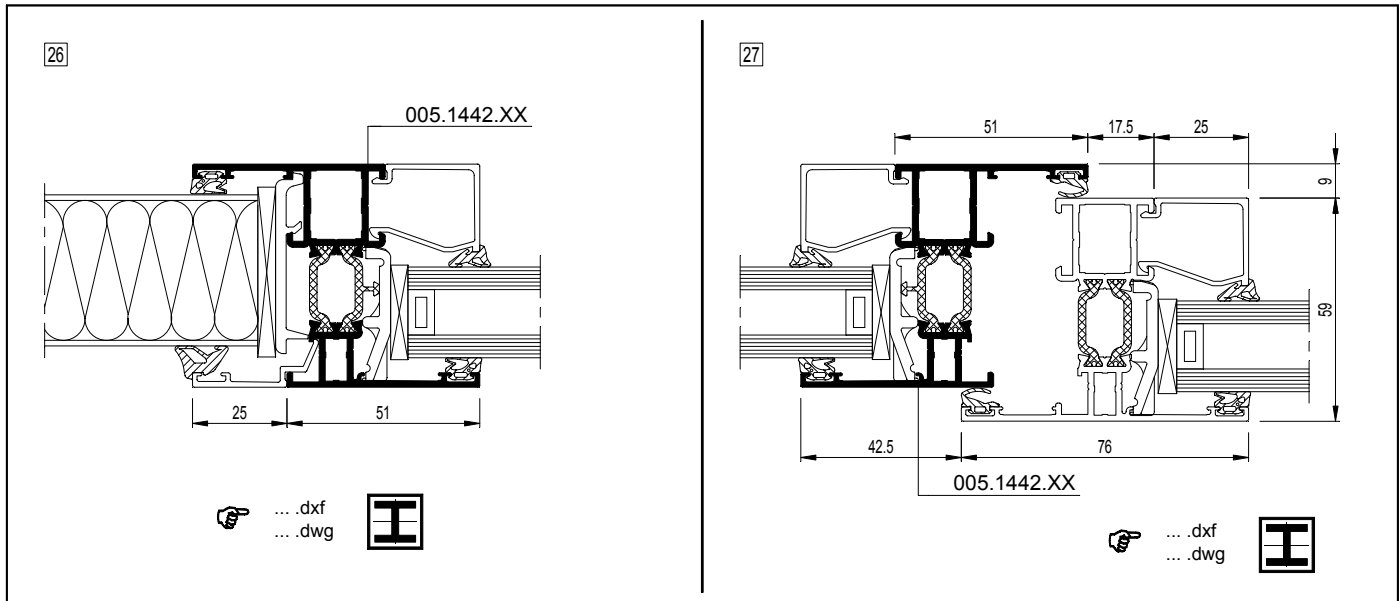
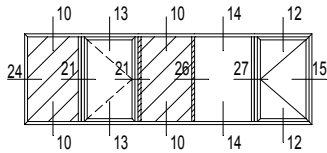
25 CS68-025003.dxf
 CS68-025003.dwg

005.1423.XX

$I_x = 25.642 \text{ cm}^4$

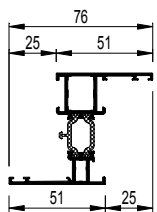


25 CS68-025004.dxf
 CS68-025004.dwg



005.1442.XX

$I_x = 15.881 \text{ cm}^4$

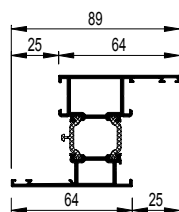


[26] CS68-026001.dxf
CS68-026001.dwg

[27] CS68-027001.dxf
CS68-027001.dwg

005.1443.XX

$I_x = 19.794 \text{ cm}^4$

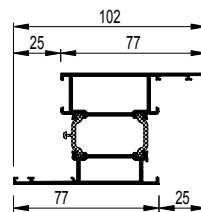


[26] CS68-026002.dxf
CS68-026002.dwg

[27] CS68-027002.dxf
CS68-027002.dwg

005.1451.XX

$I_x = 23.143 \text{ cm}^4$

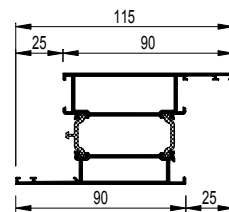


[26] CS68-026003.dxf
CS68-026003.dwg

[27] CS68-027003.dxf
CS68-027003.dwg

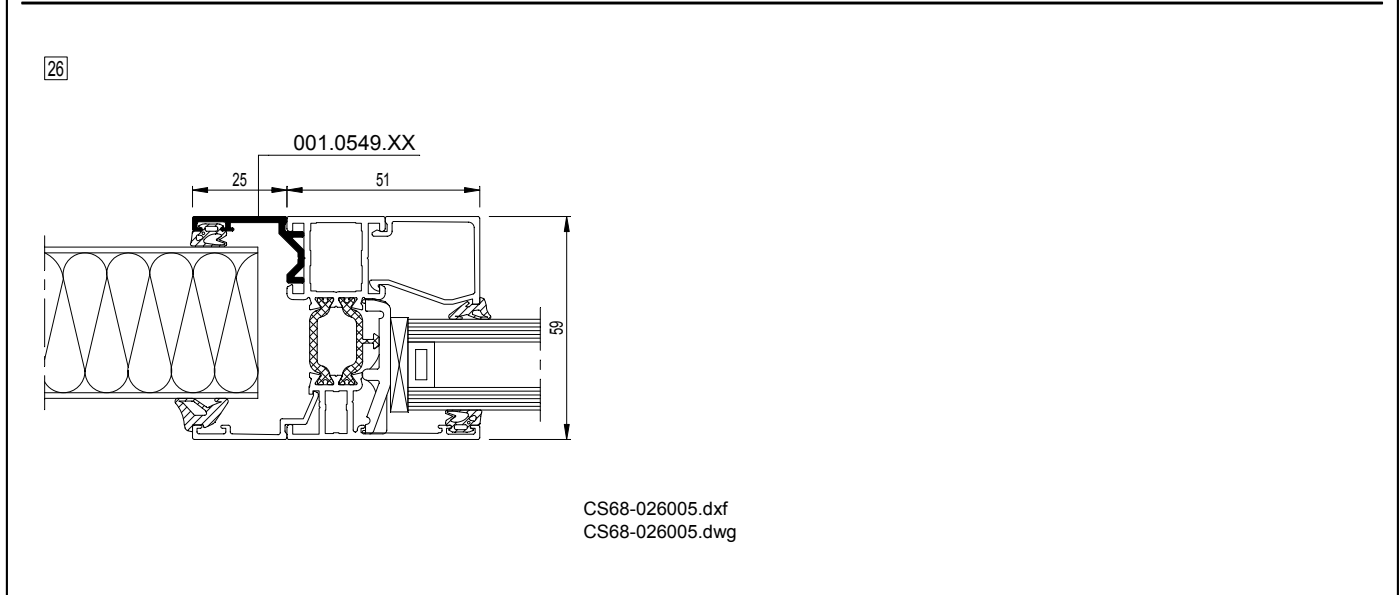
005.1444.XX

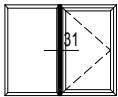
$I_x = 26.489 \text{ cm}^4$



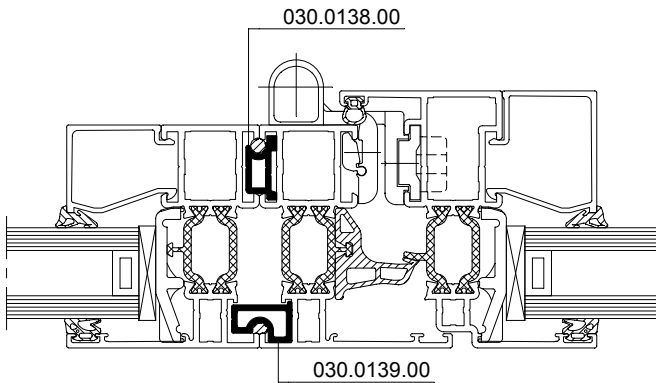
[26] CS68-026004.dxf
CS68-026004.dwg

[27] CS68-027004.dxf
CS68-027004.dwg



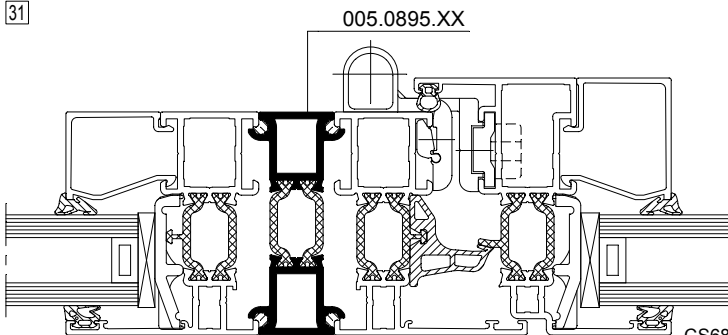


31



CS68-031001.dxf
 CS68-031001.dwg

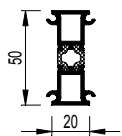
31



CS68-031002.dxf
 CS68-031002.dwg

001.0895.XX

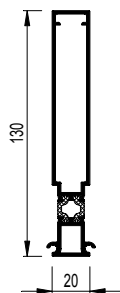
$I_x = 6.969 \text{ cm}^4$



31 CS68-031002.dxf
 CS68-031002.dwg

006.1971.XX

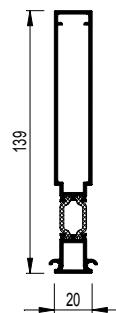
$I_x = 78.845 \text{ cm}^4$



31 CS68-031006.dxf
 CS68-031006.dwg

006.1972.XX

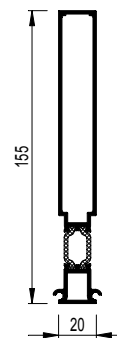
$I_x = 90.480 \text{ cm}^4$



31 CS68-031007.dxf
 CS68-031007.dwg

006.0371.XX

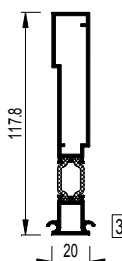
$I_x = 120.097 \text{ cm}^4$




31 CS68-031005.dxf
 CS68-031005.dwg

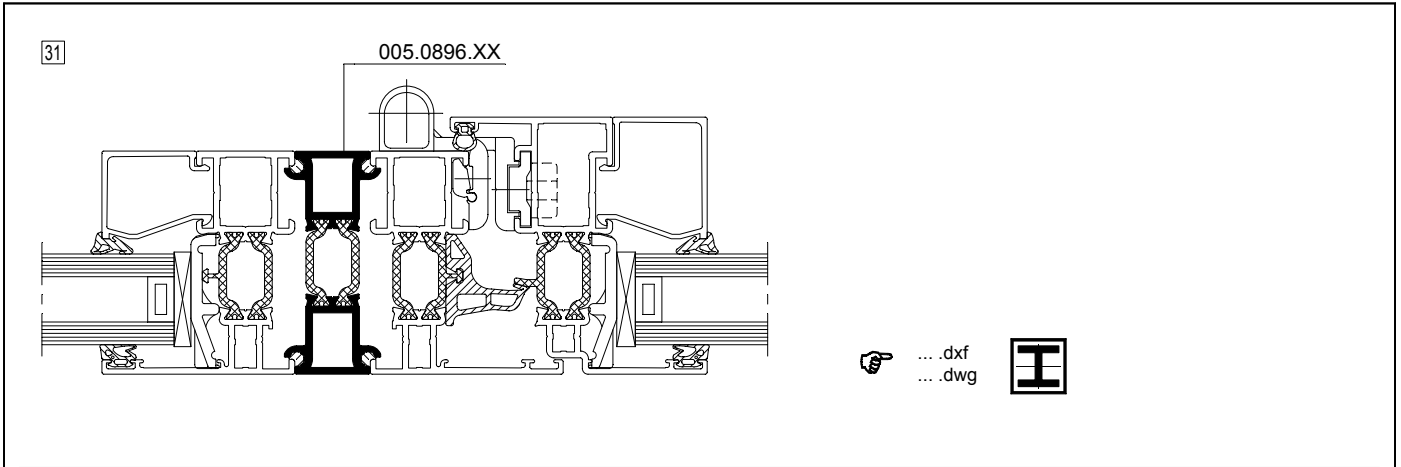
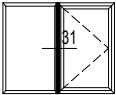
005.1837.XX

$I_x = 58.021 \text{ cm}^4$



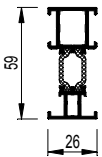
31 CS68-031003.dxf
 CS68-031003.dwg





005.0896.XX

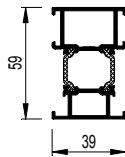
$I_x = 9.987 \text{ cm}^4$



31 CS68-031008.dxf
 CS68-031008.dwg

005.0893.XX

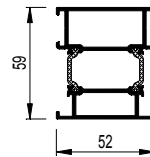
$I_x = 13.865 \text{ cm}^4$



31 CS68-031009.dxf
 CS68-031009.dwg

005.0897.XX

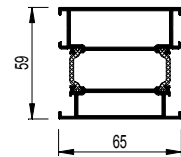
$I_x = 17.221 \text{ cm}^4$



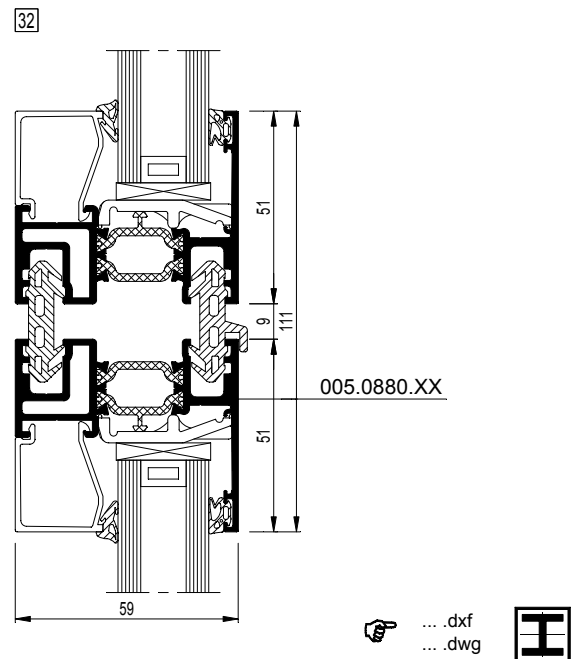
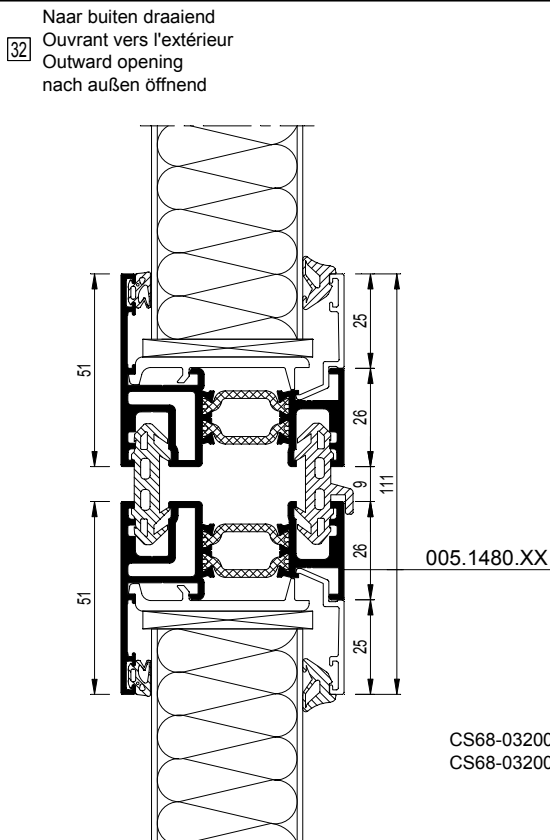
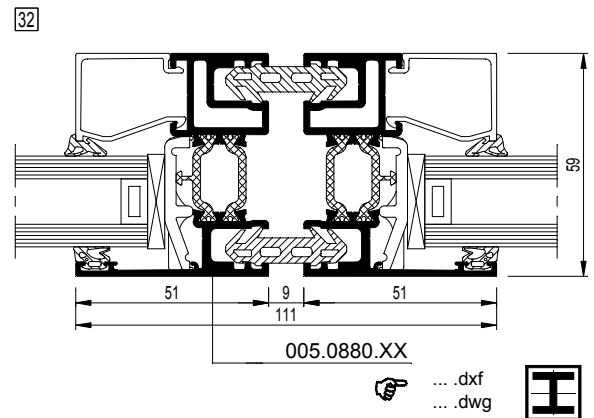
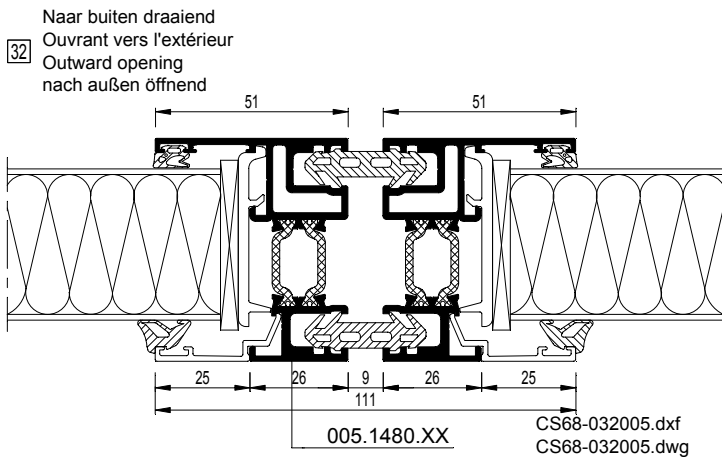
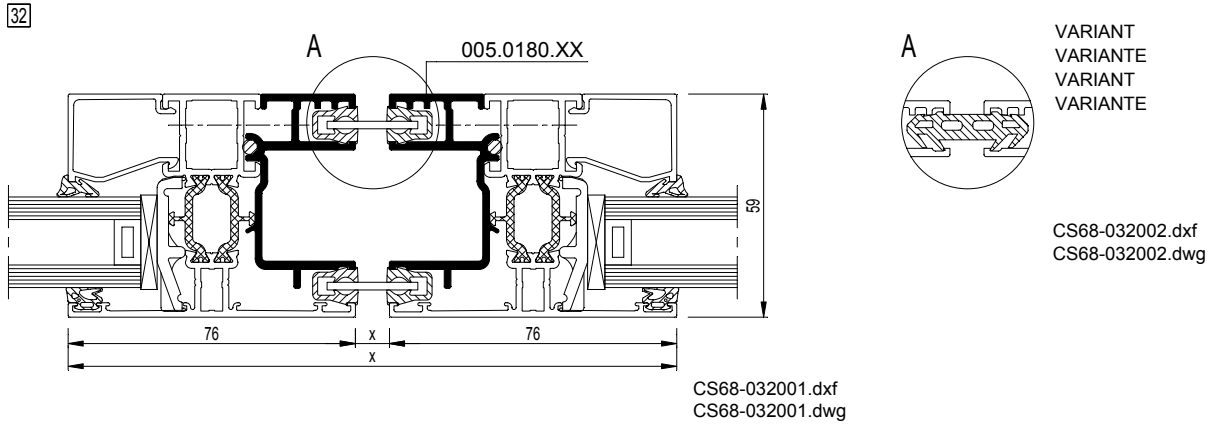
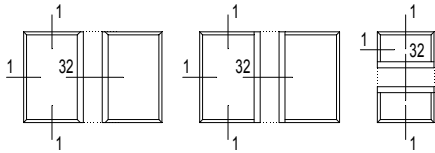
31 CS68-031010.dxf
 CS68-031010.dwg

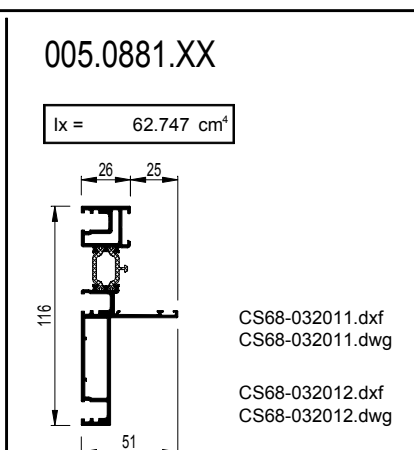
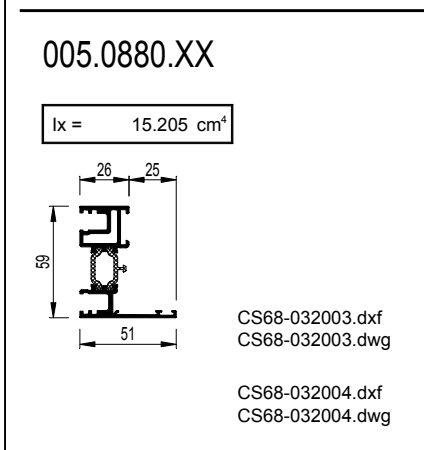
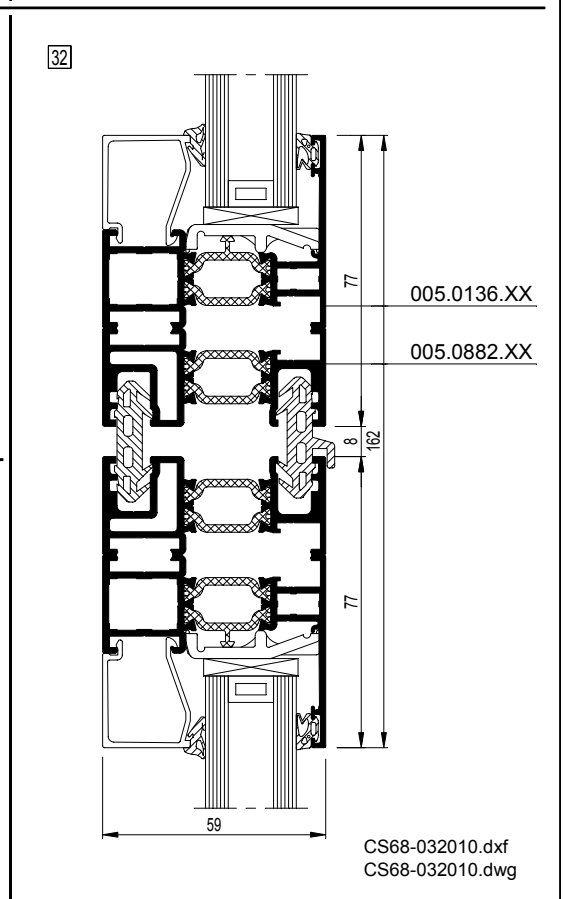
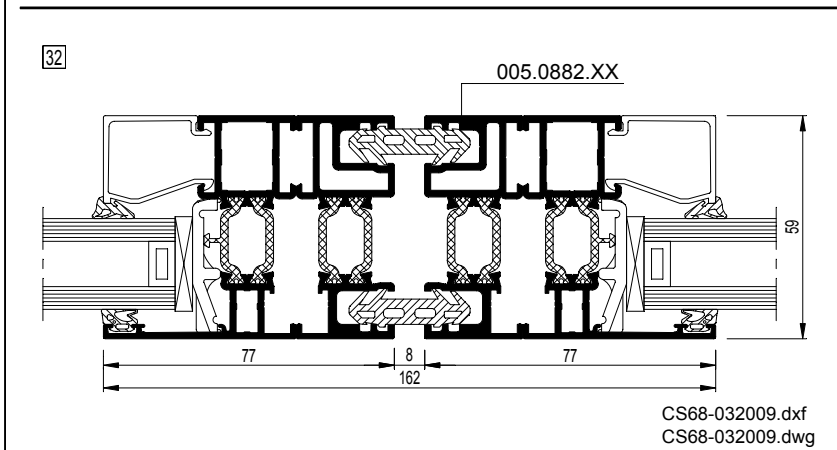
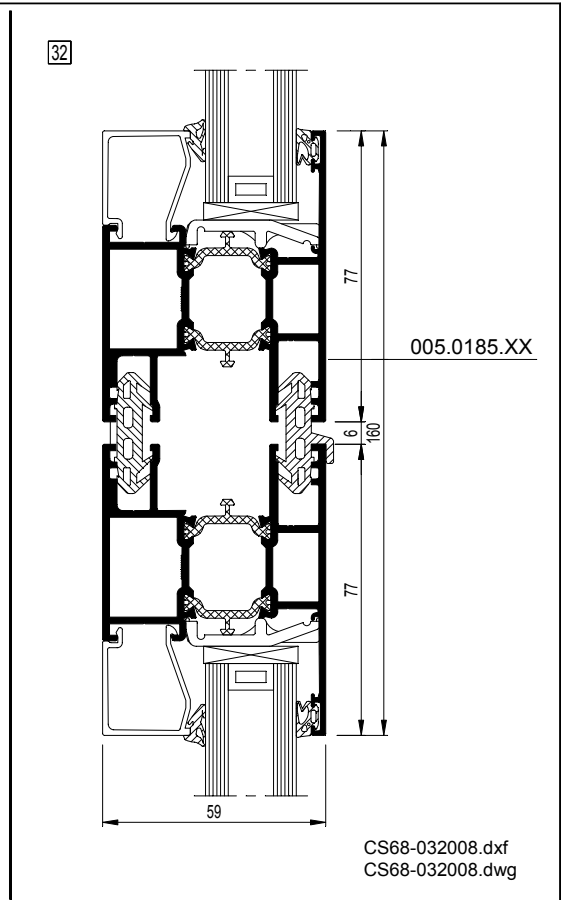
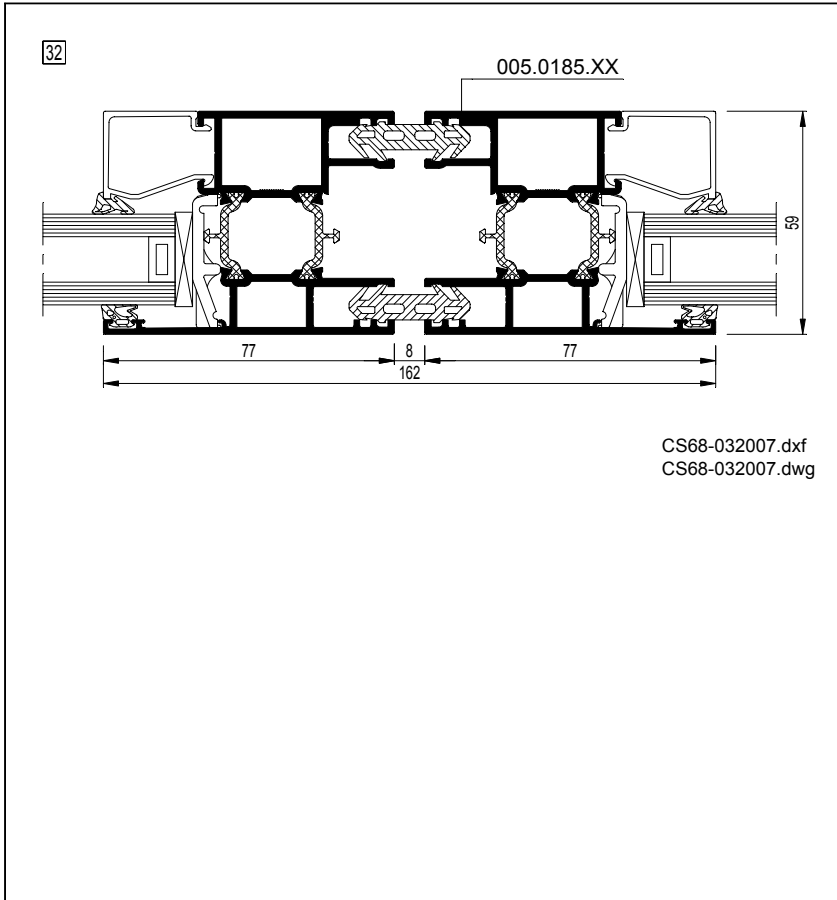
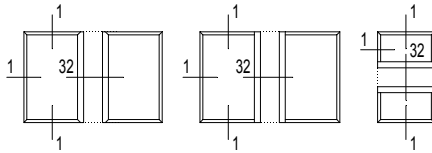
005.0894.XX


$I_x = 20.564 \text{ cm}^4$

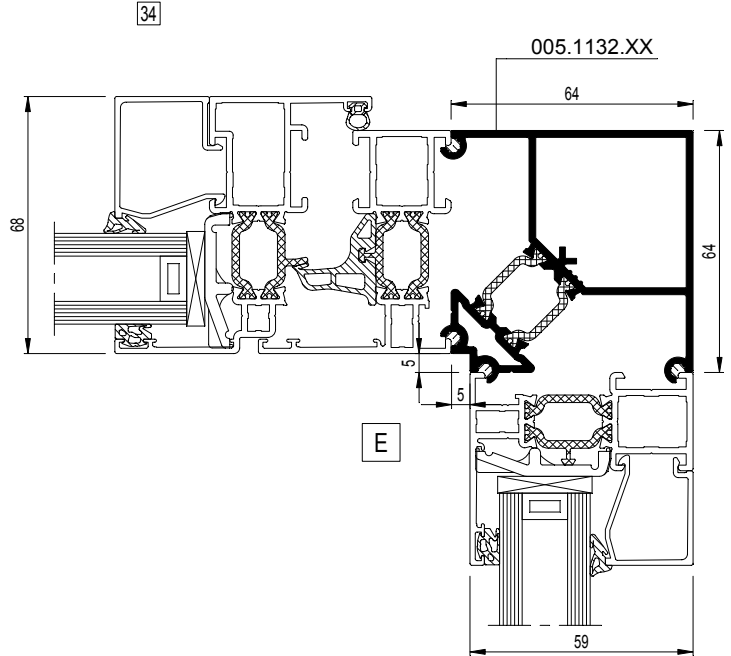
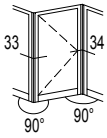


31 CS68-031011.dxf
 CS68-031011.dwg



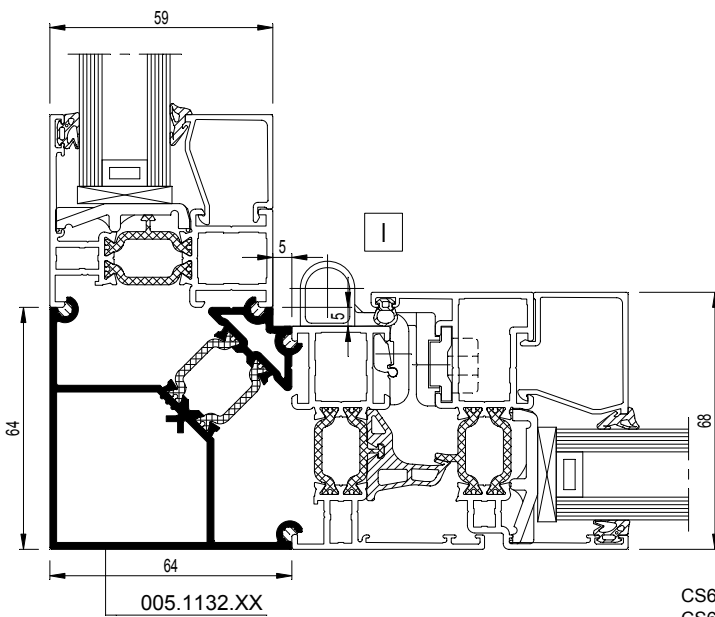




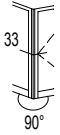


CS68-034001.dxf
 CS68-034001.dwg

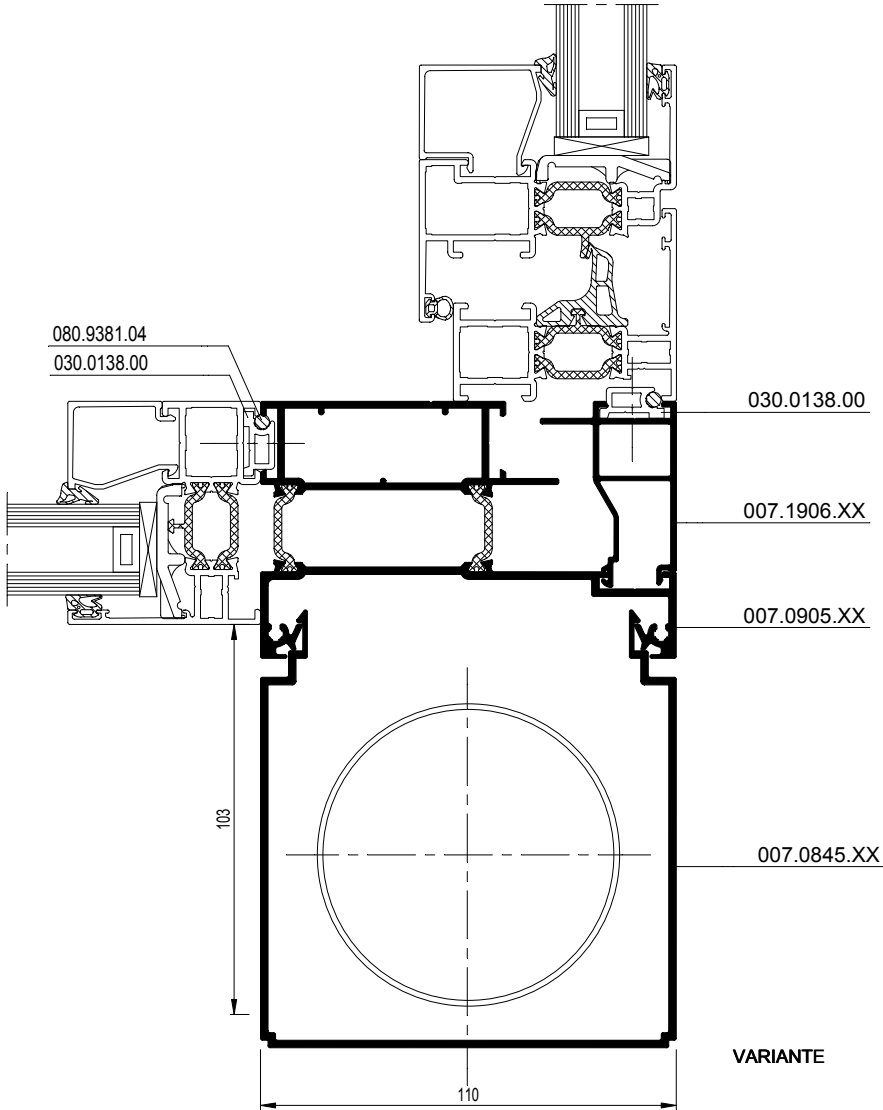
33



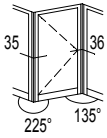
CS68-033001.dxf
 CS68-033001.dwg



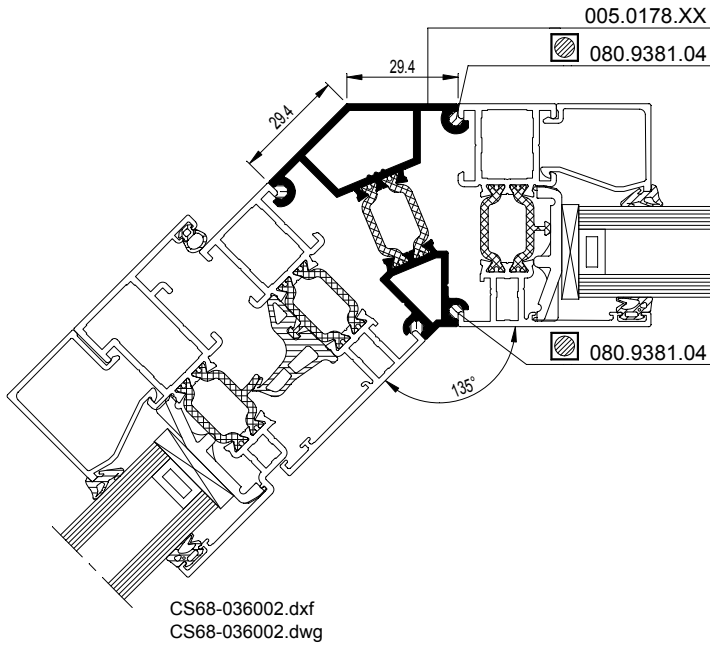
33



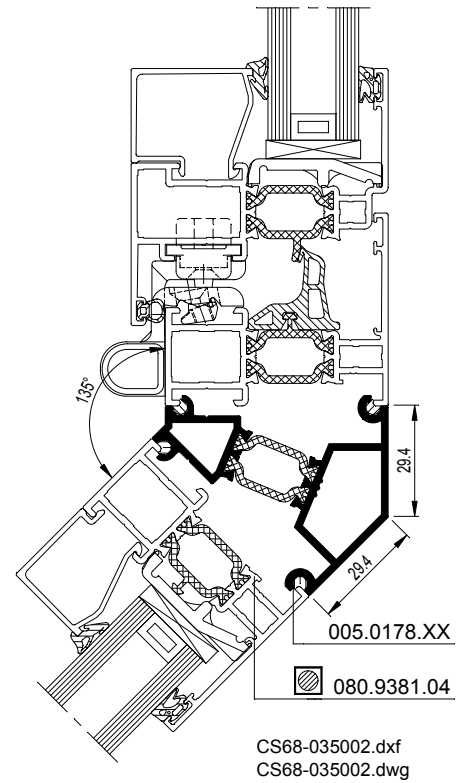
CS68-033002.dxf
CS68-033002.dwg

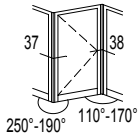


36

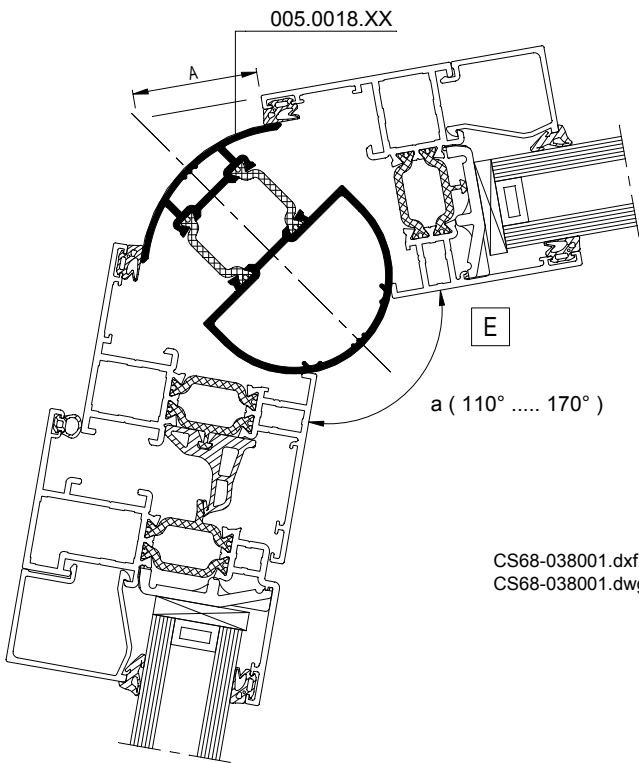


35



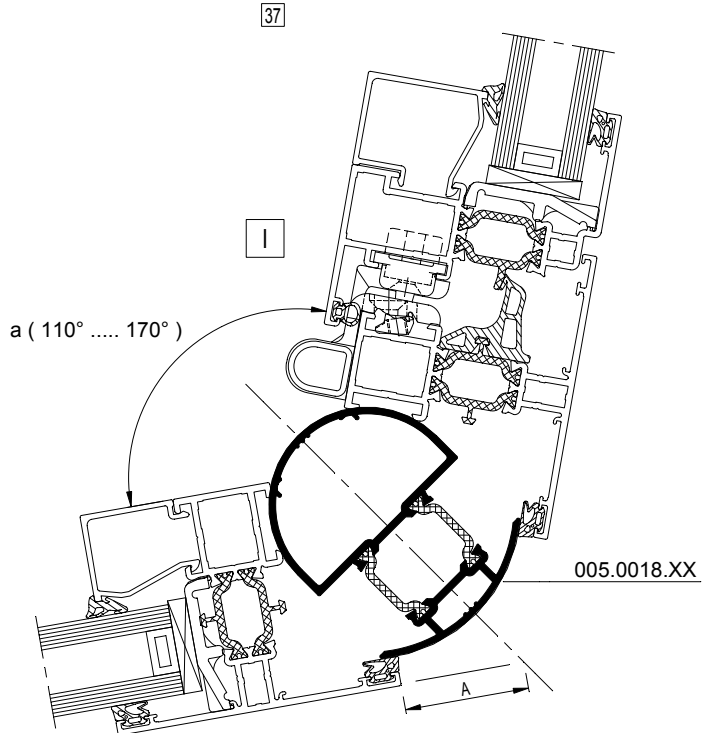


38



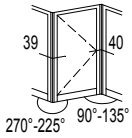
CS68-038001.dxf
 CS68-038001.dwg

37



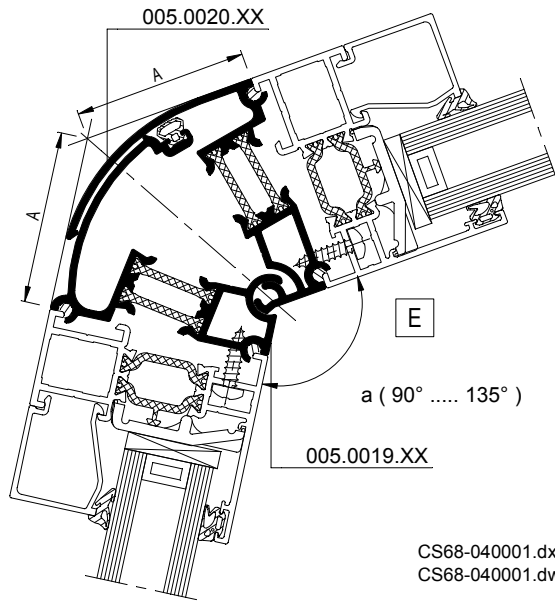
CS68-037001.dxf
 CS68-037001.dwg

a	A
170°	4
160°	8
150°	12.5
140°	17
130°	22
120°	27.5
110°	33.5



270°-225° 90°-135°

40

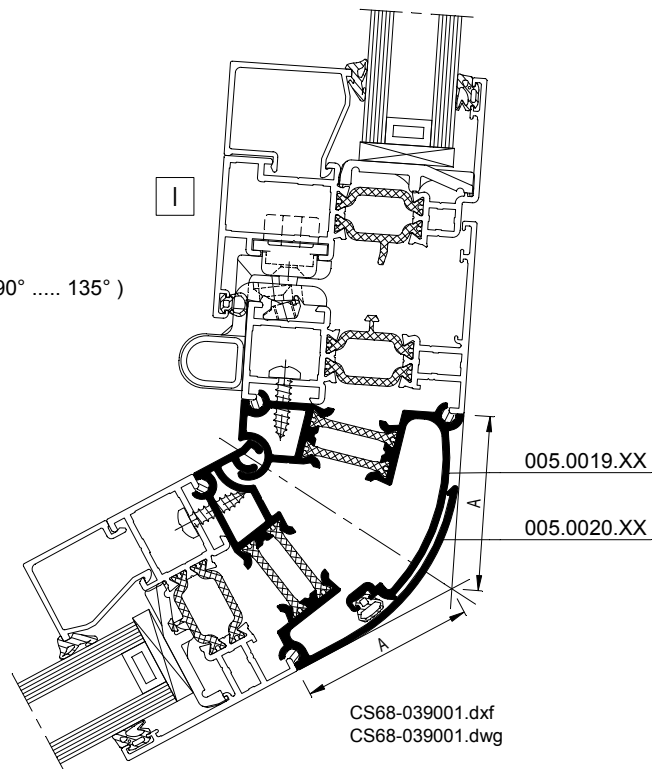


CS68-040001.dxf
 CS68-040001.dwg

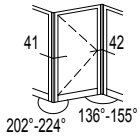
a	A
90°	71.2
95°	66.5
100°	62.1
105°	58.1
110°	54.3
115°	50.8
120°	47.4
125°	44.2
130°	41.2
135°	38.2
max. 136°	37.7

39

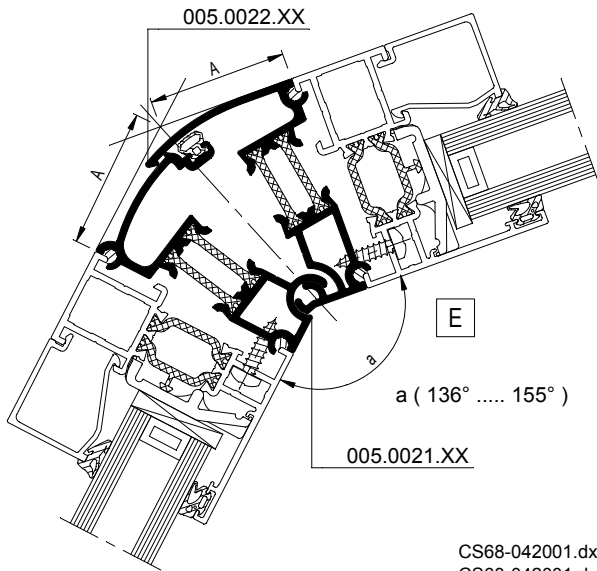
a (90° 135°)



CS68-039001.dxf
 CS68-039001.dwg



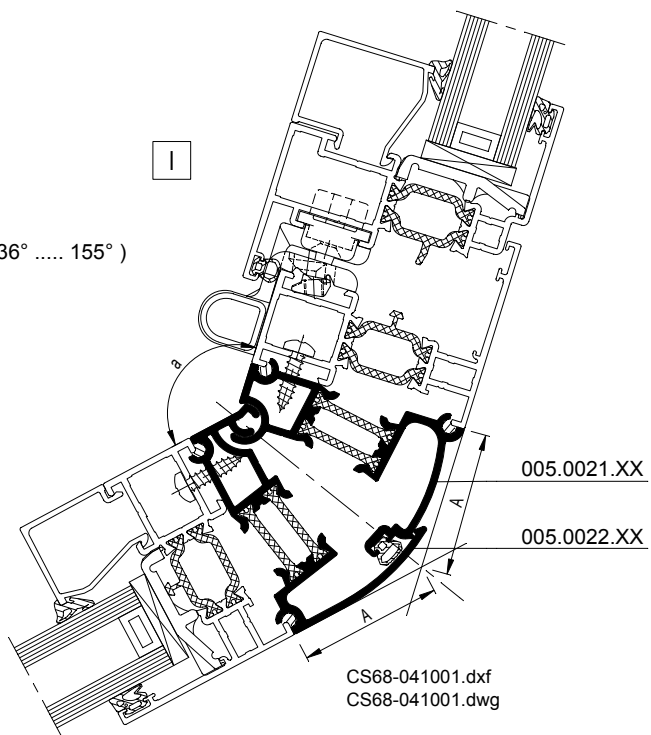
42



CS68-042001.dxf
 CS68-042001.dwg

41

a (136° 155°)



CS68-041001.dxf
 CS68-041001.dwg

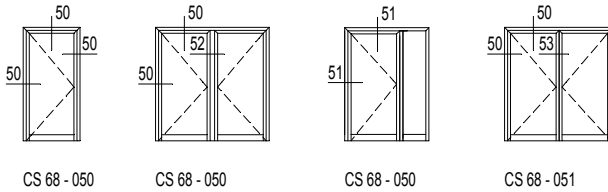
a	A
136°	37.7
140°	35.5
145°	32.7
150°	30.1
155°	27.5
max. 160°	24.9

CS 68 (Portes)

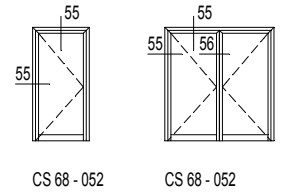


5 Portes ouvrant vers l'intérieur

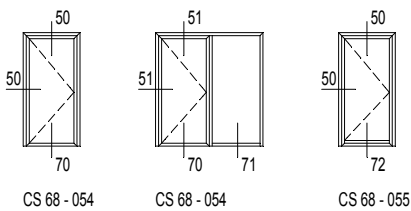
Portes ouvrant vers l'intérieur



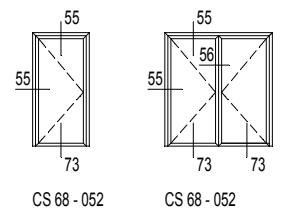
... avec profilé enêtre



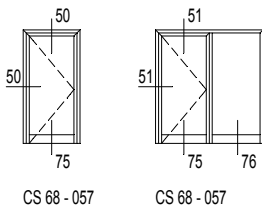
Portes ouvrant vers l'intérieur avec ouvrant serti tout autour



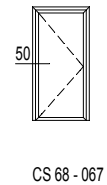
... avec profilé fenêtre



Portes et porte-fenêtre avec traverses

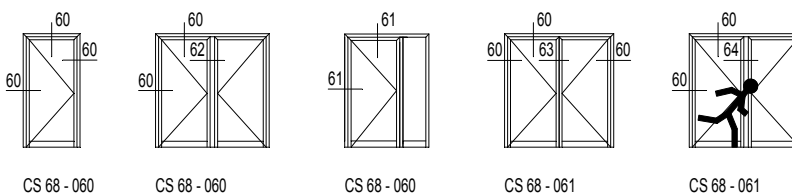


Porte avec panneaux

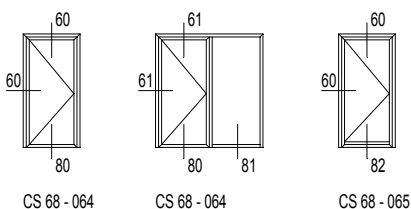


6 Portes ouvrant vers l'extérieur

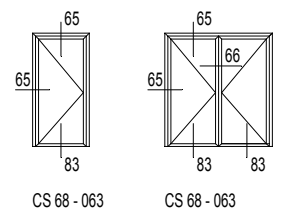
Portes ouvrant vers l'extérieur



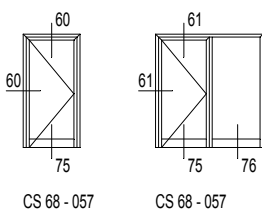
Portes ouvrant vers l'extérieur avec ouvrant serti tout autour



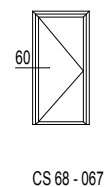
... avec profilé fenêtre

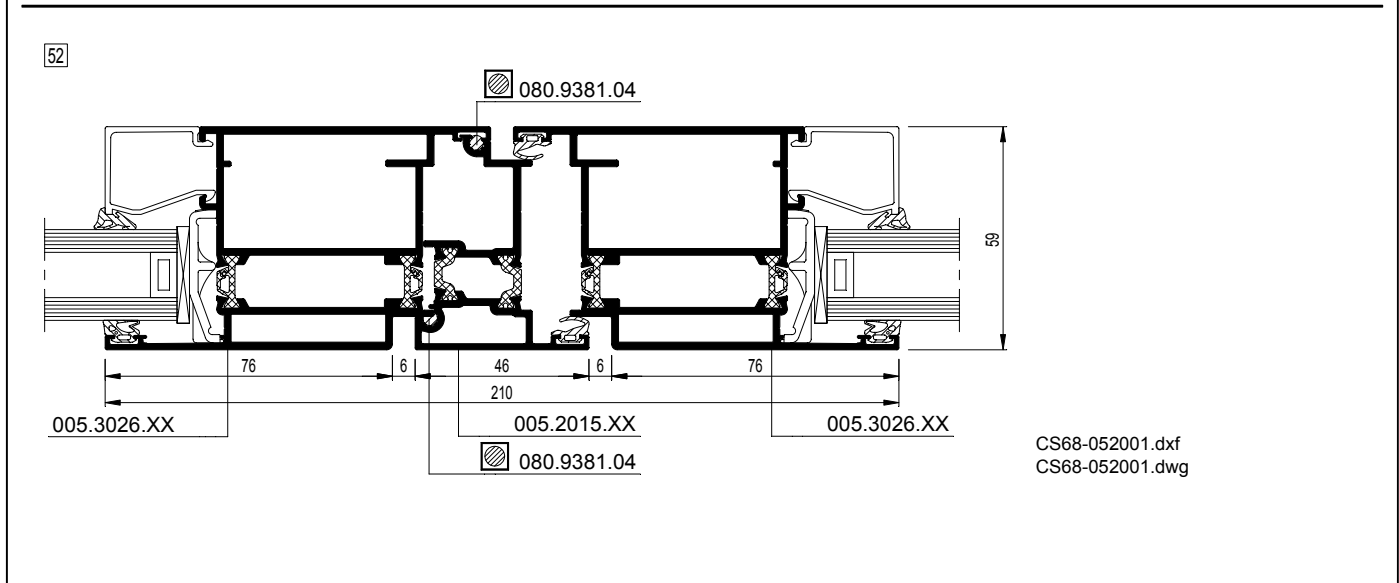
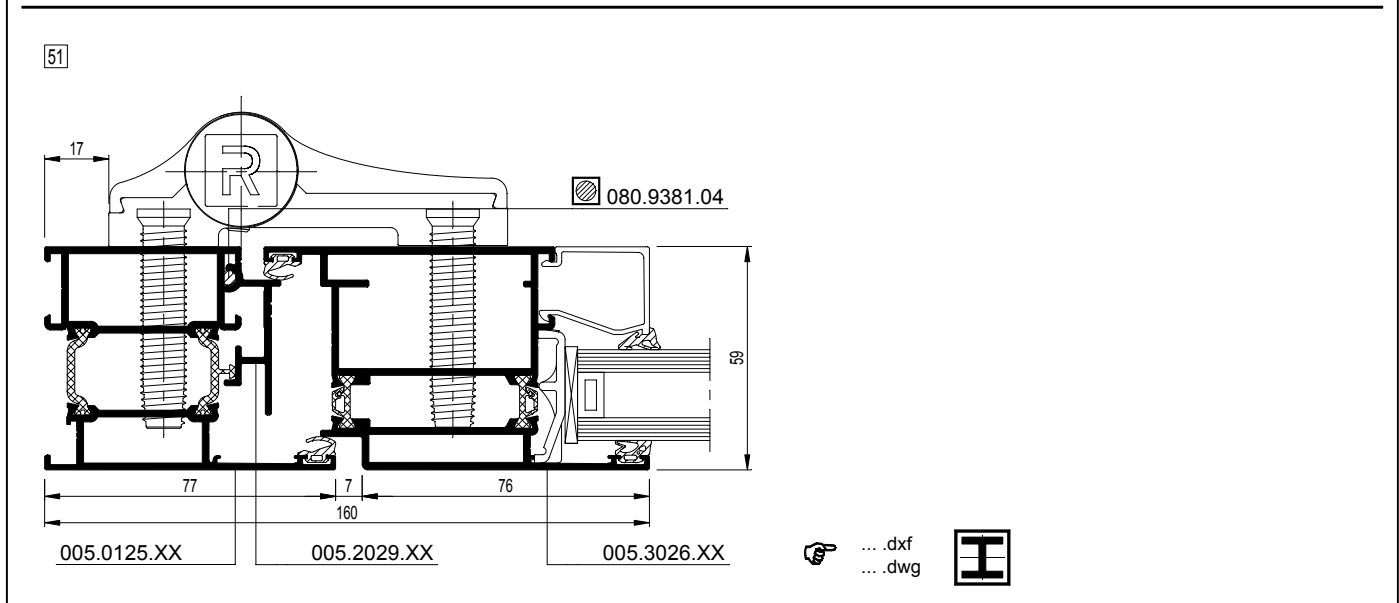
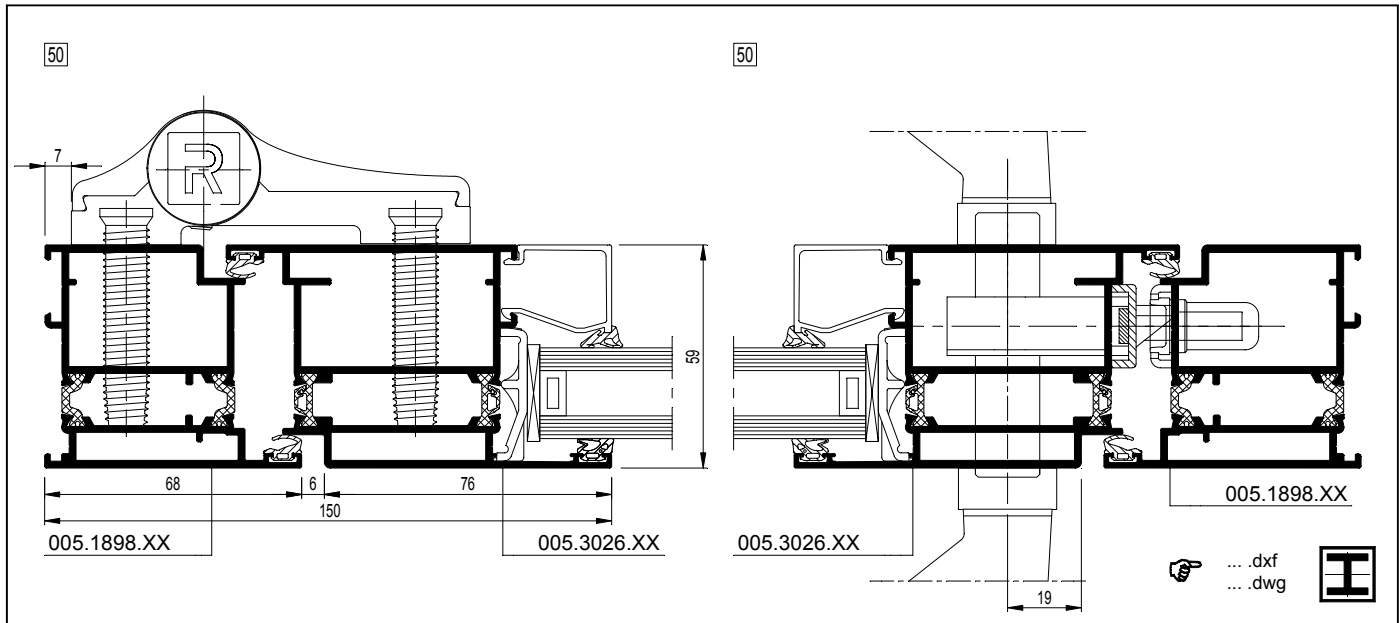
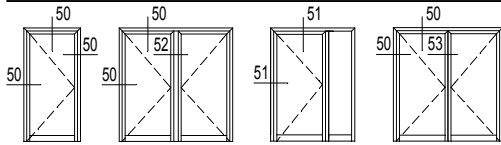


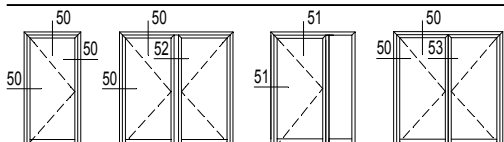
Portes avec traverses



Porte avec panneaux







<p>005.1898.XX</p> <p>$I_x = 19.704 \text{ cm}^4$</p> <p>[50] CS68-050001.dxf CS68-050001.dwg</p>	<p>005.0598.XX</p> <p>$I_x = 29.618 \text{ cm}^4$</p> <p>[50] CS68-050002.dxf CS68-050002.dwg</p>	<p>005.2029.XX</p> <p>$I_x = 1.679 \text{ cm}^4$</p> <p>[51] CS68-051001.dxf CS68-051001.dwg</p>	<p>005.2027.XX</p> <p>$I_x = 13.283 \text{ cm}^4$</p> <p>[51] CS68-051002.dxf CS68-051002.dwg</p>
---	---	--	---

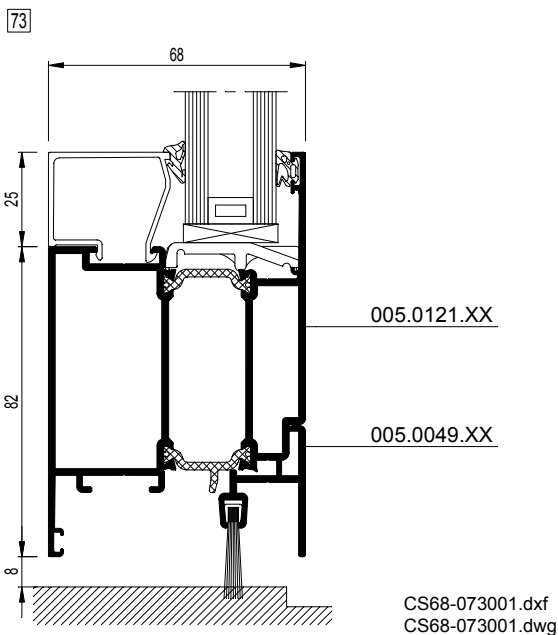
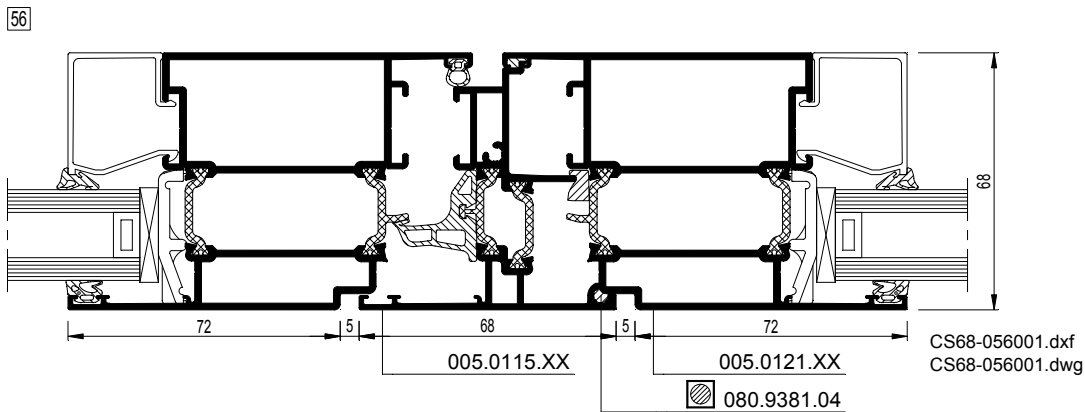
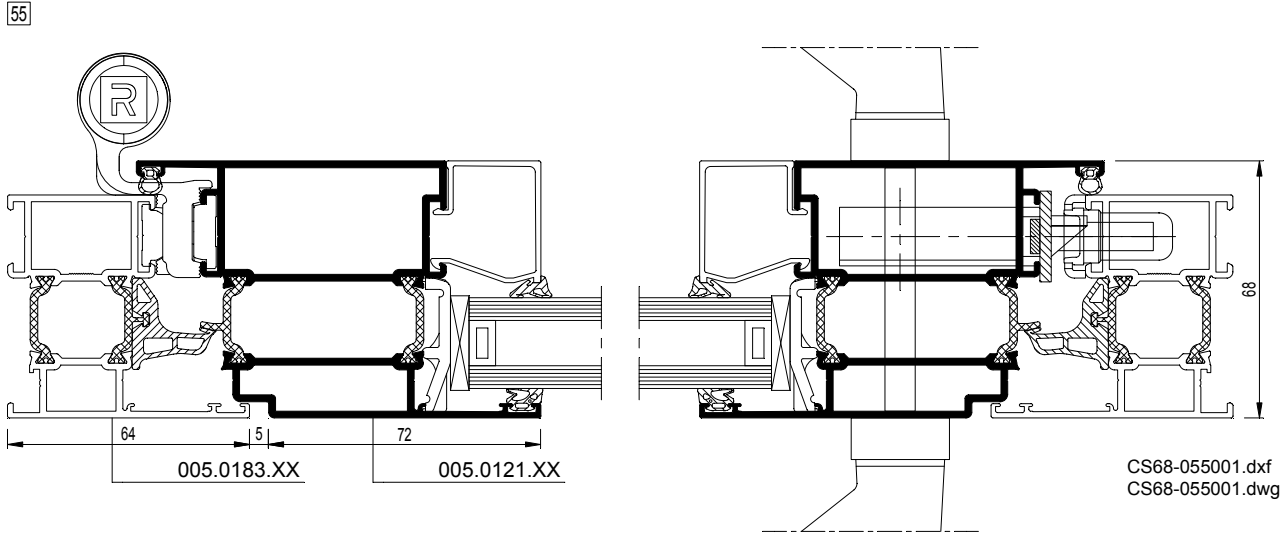
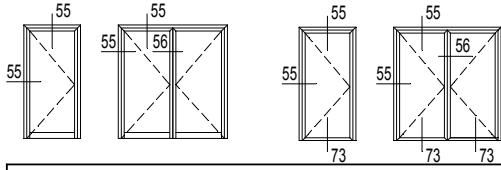
<p>[53] ZT</p> <p>005.3014.XX 005.3026.XX</p> <p>CS68-053001.dxf CS68-053001.dwg</p>	<p>005.0114.XX</p> <p>$I_x = 22.304 \text{ cm}^4$</p> <p>[51] CS68-051003.dxf CS68-051003.dwg</p>
---	---

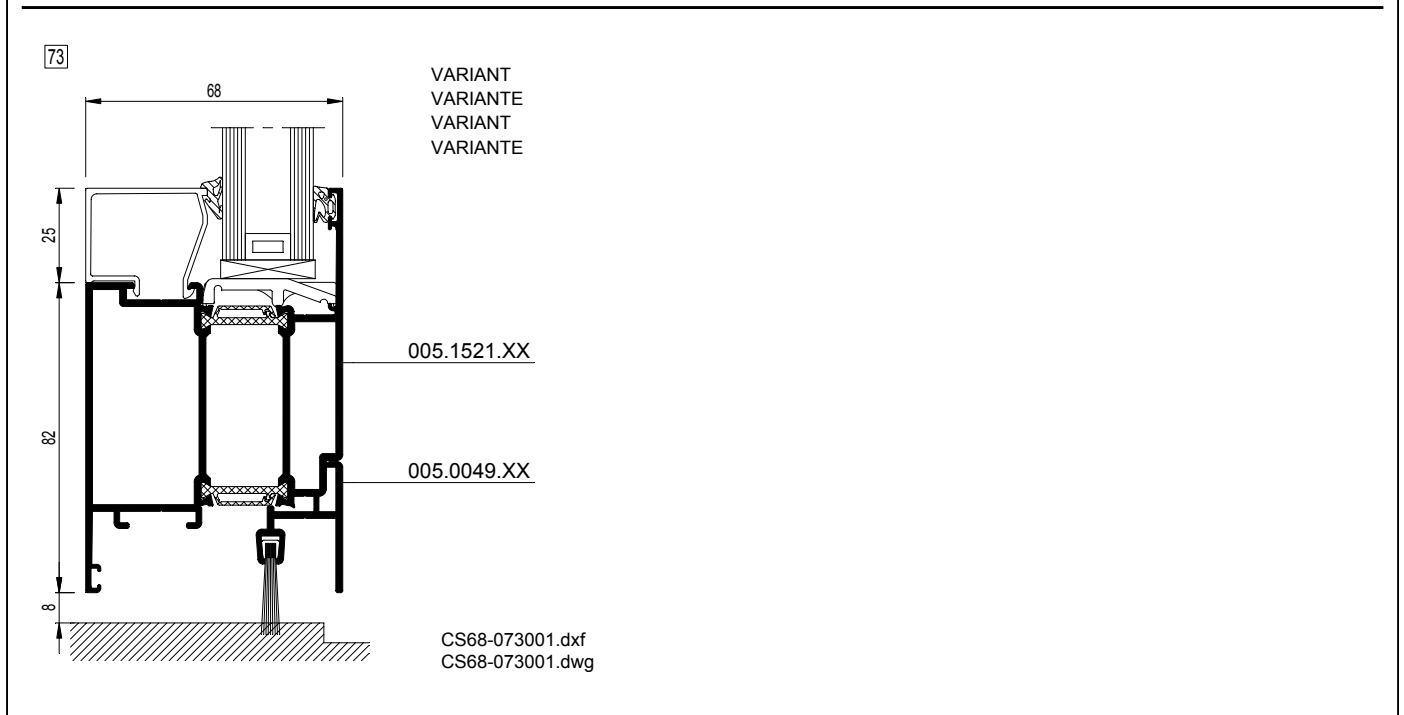
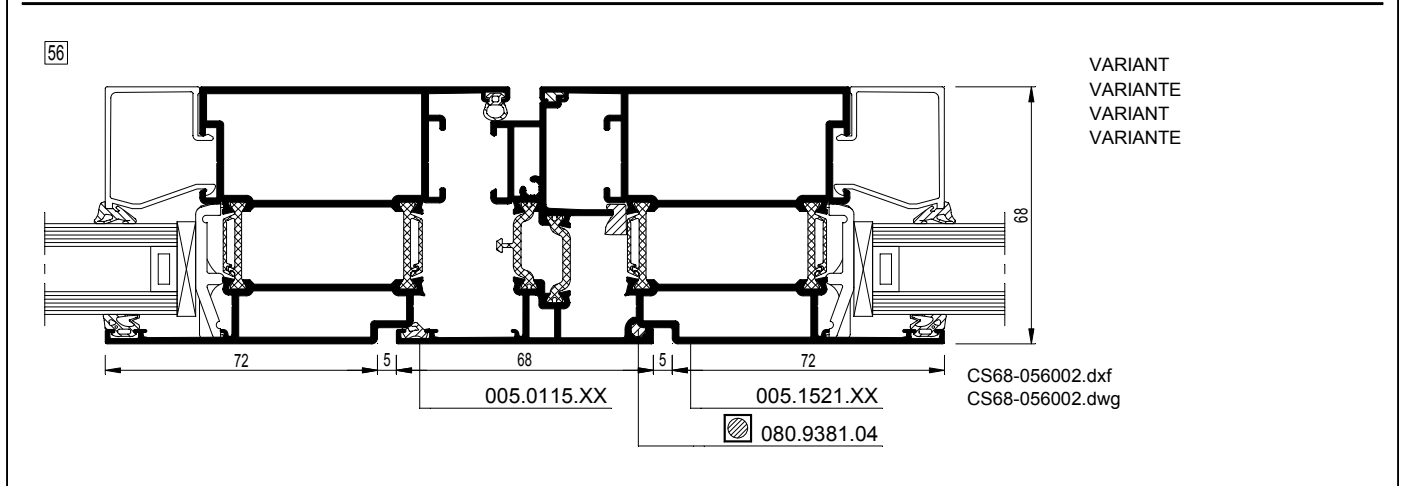
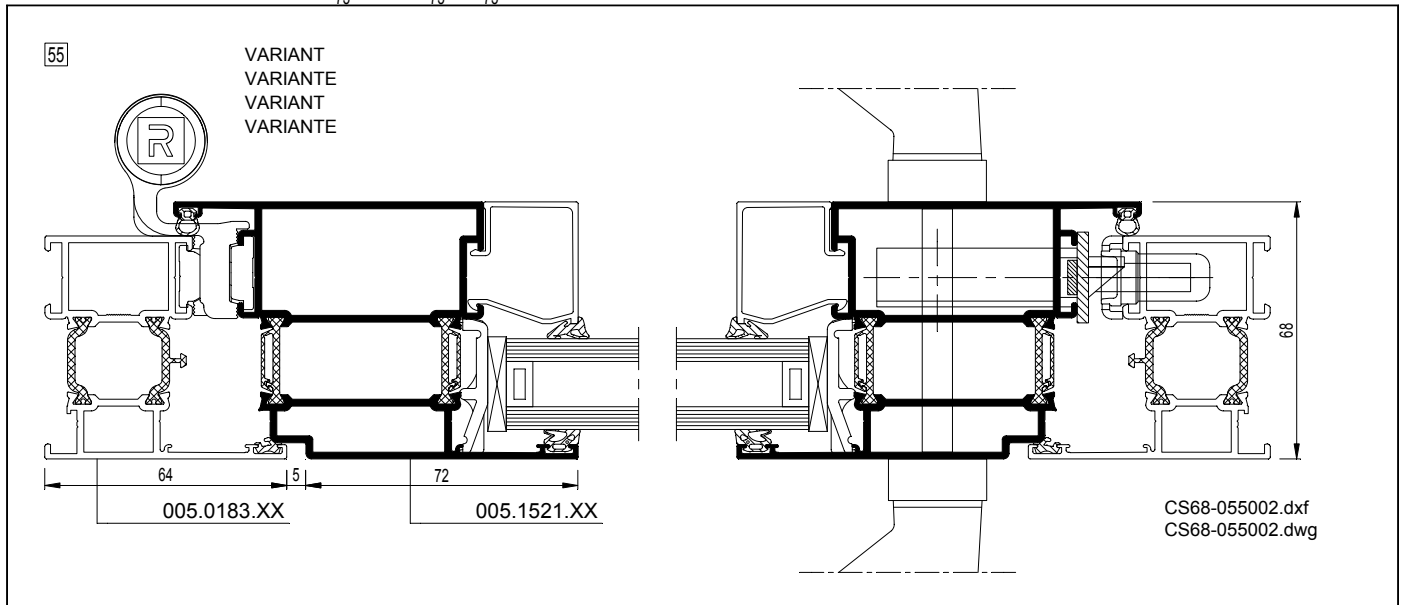
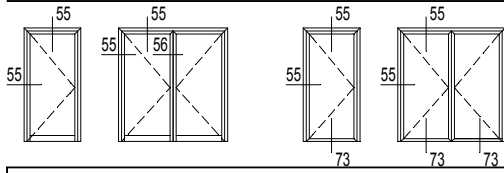
[51]

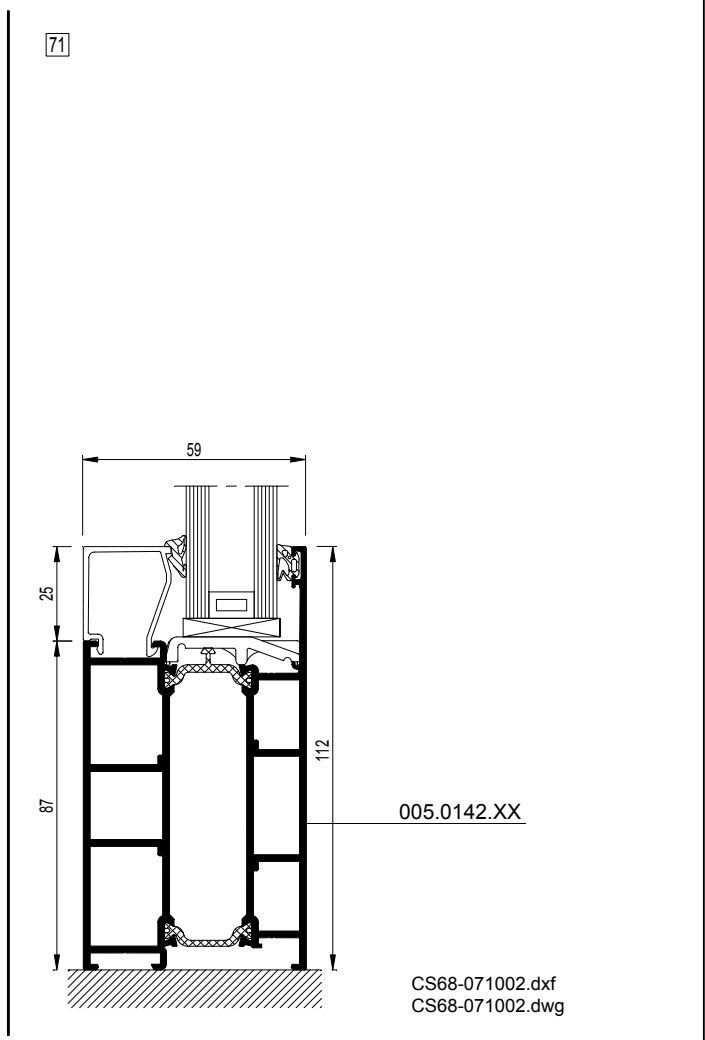
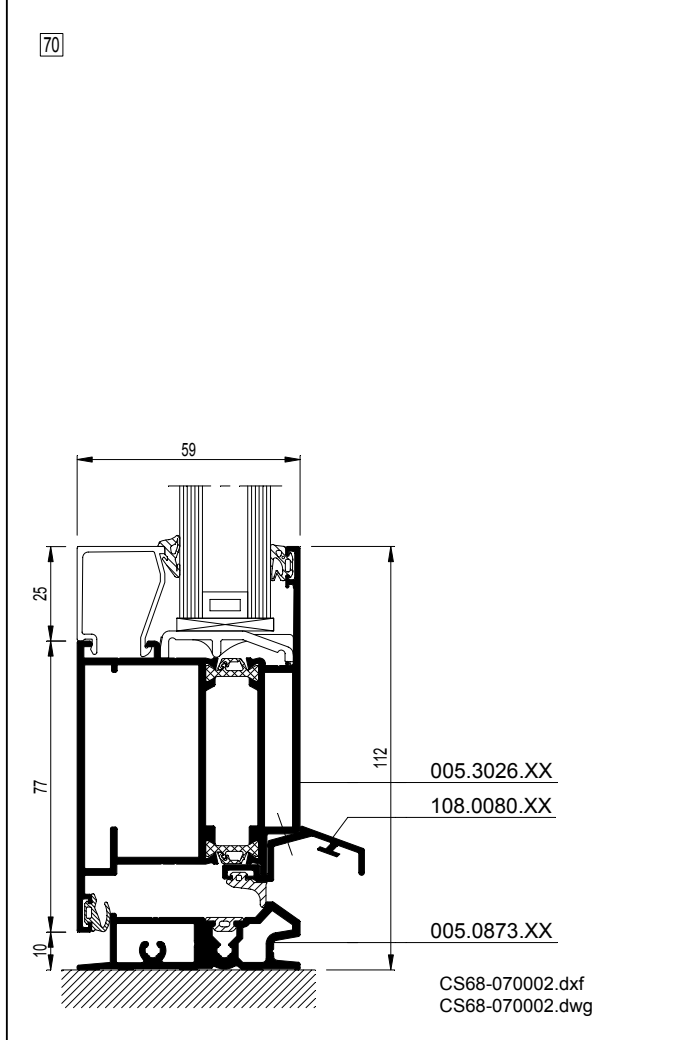
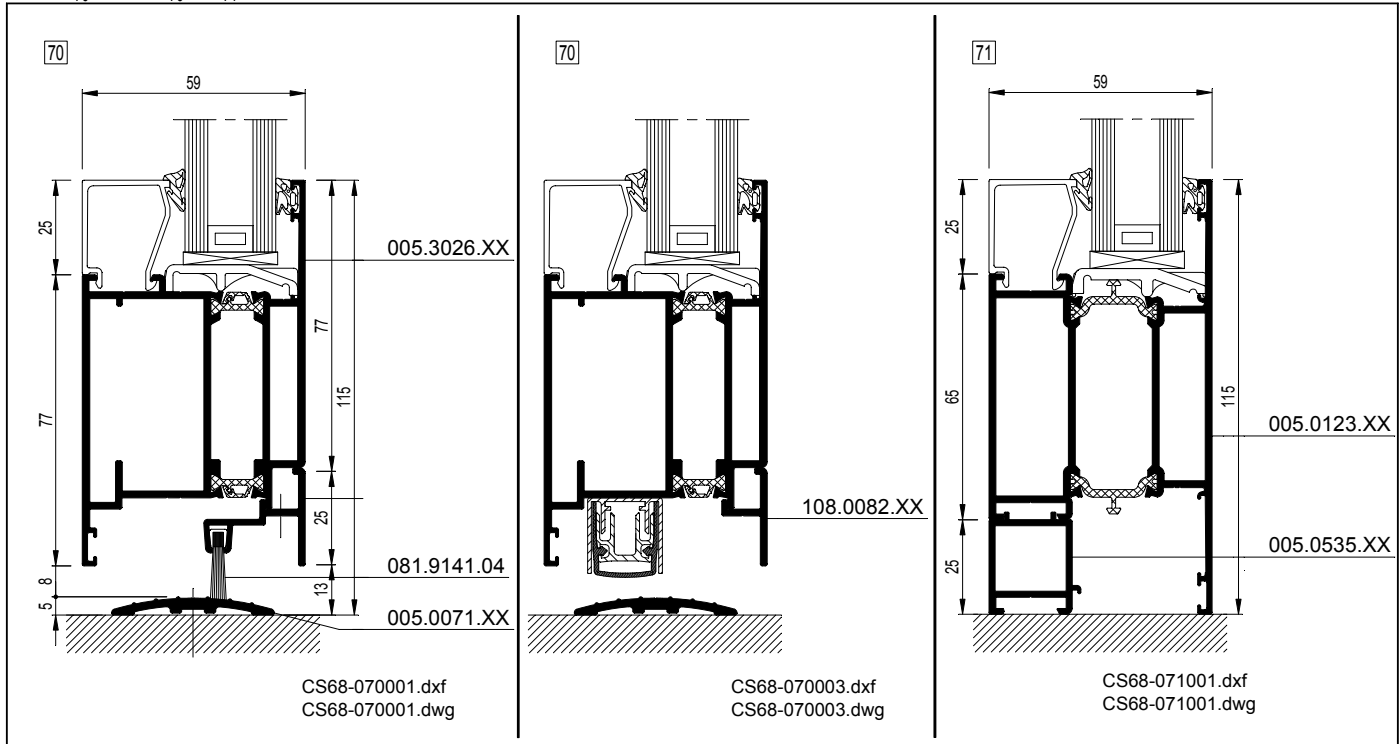
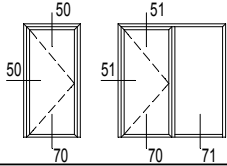
005.0125.XX 005.2027.XX 005.3026.XX

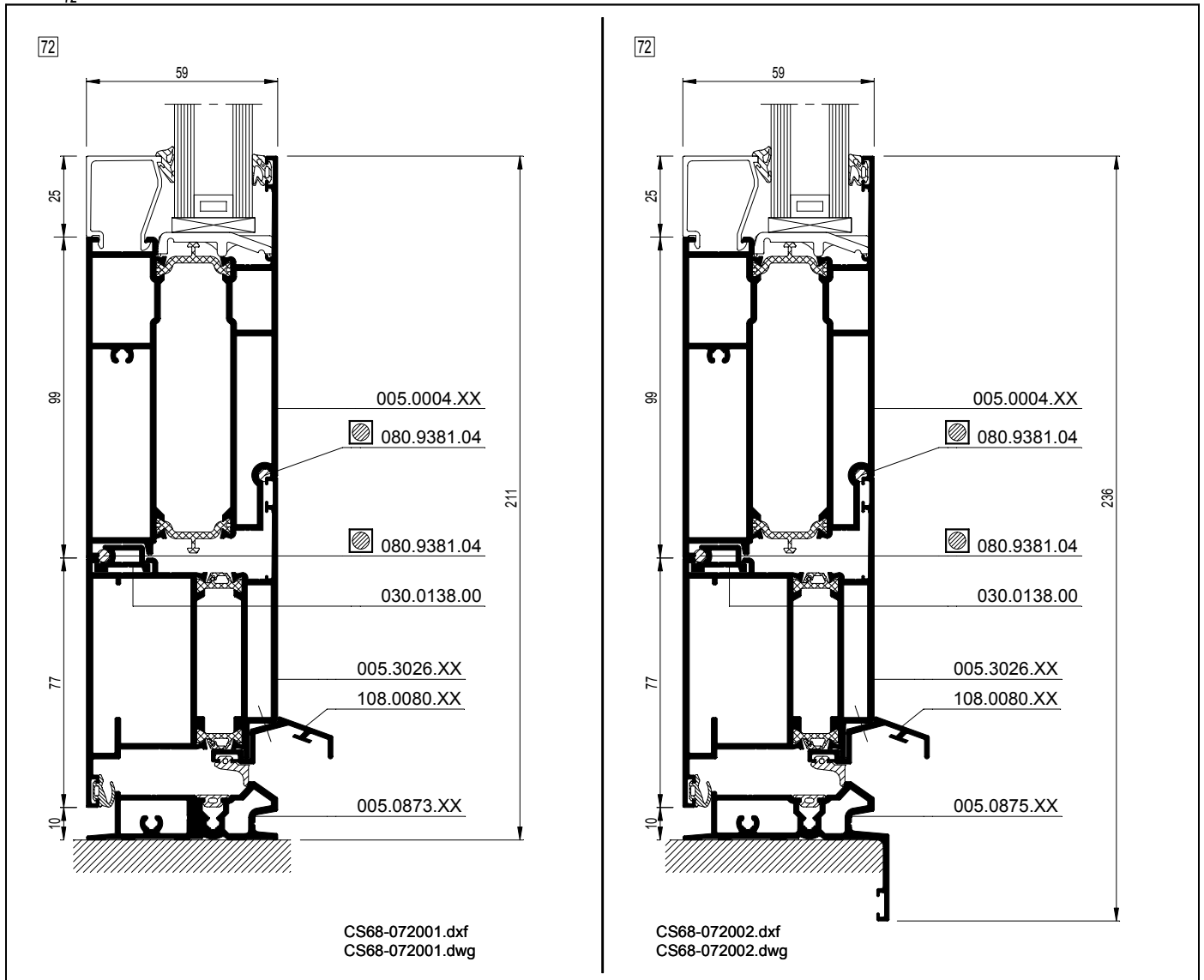
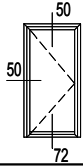
080.9381.04


CS68-051002.dxf
CS68-051002.dwg

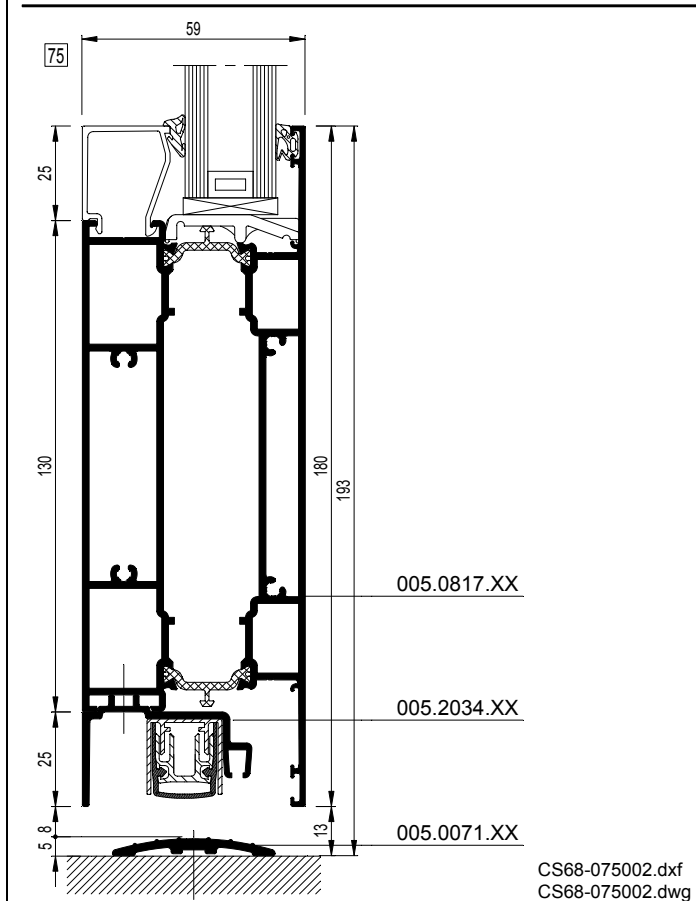
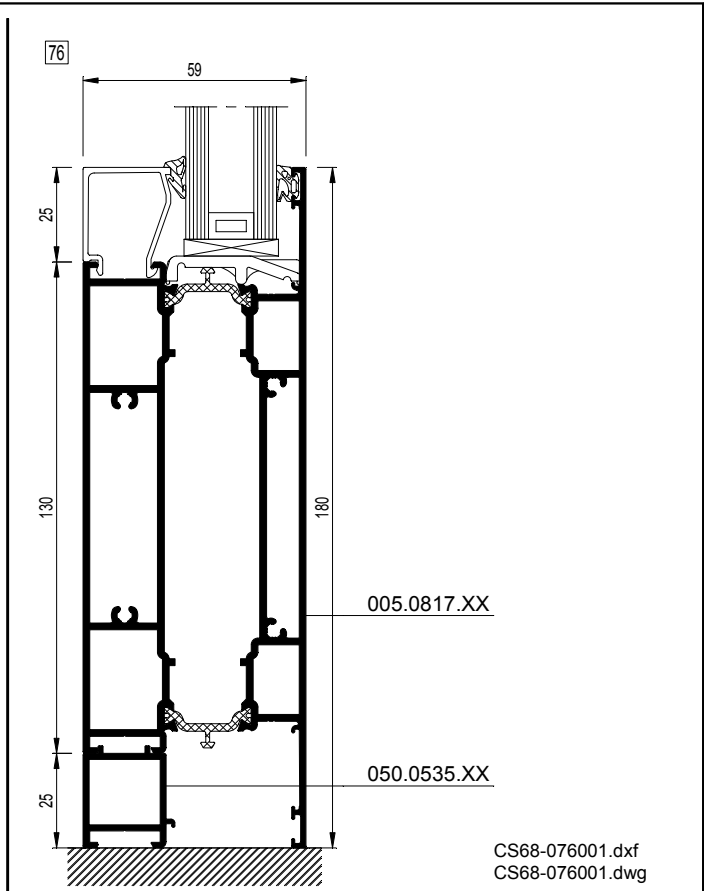
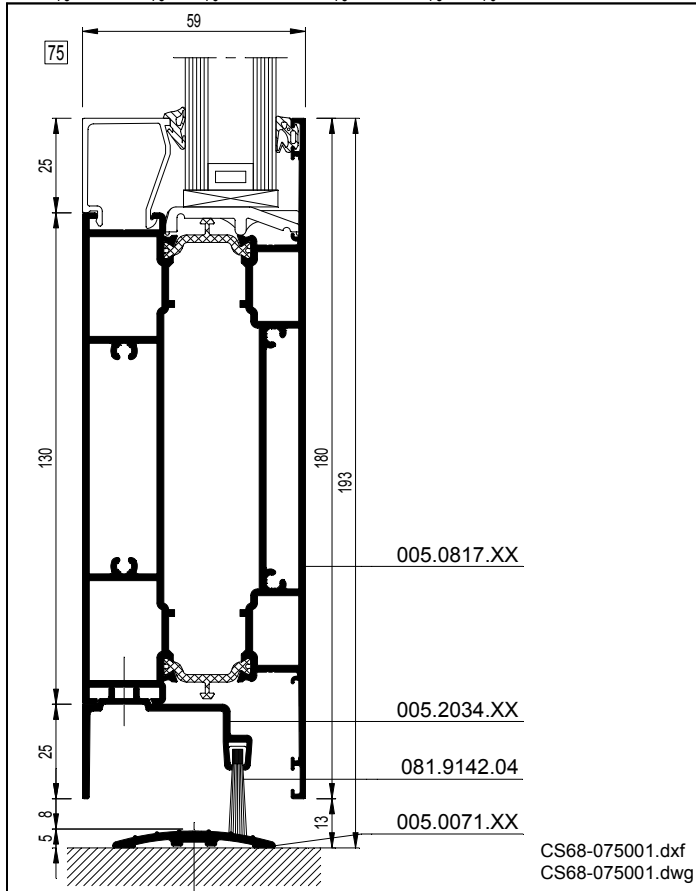
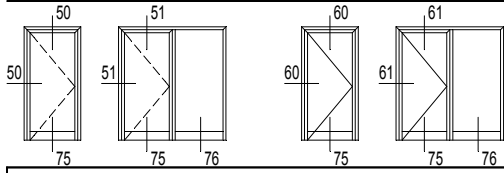


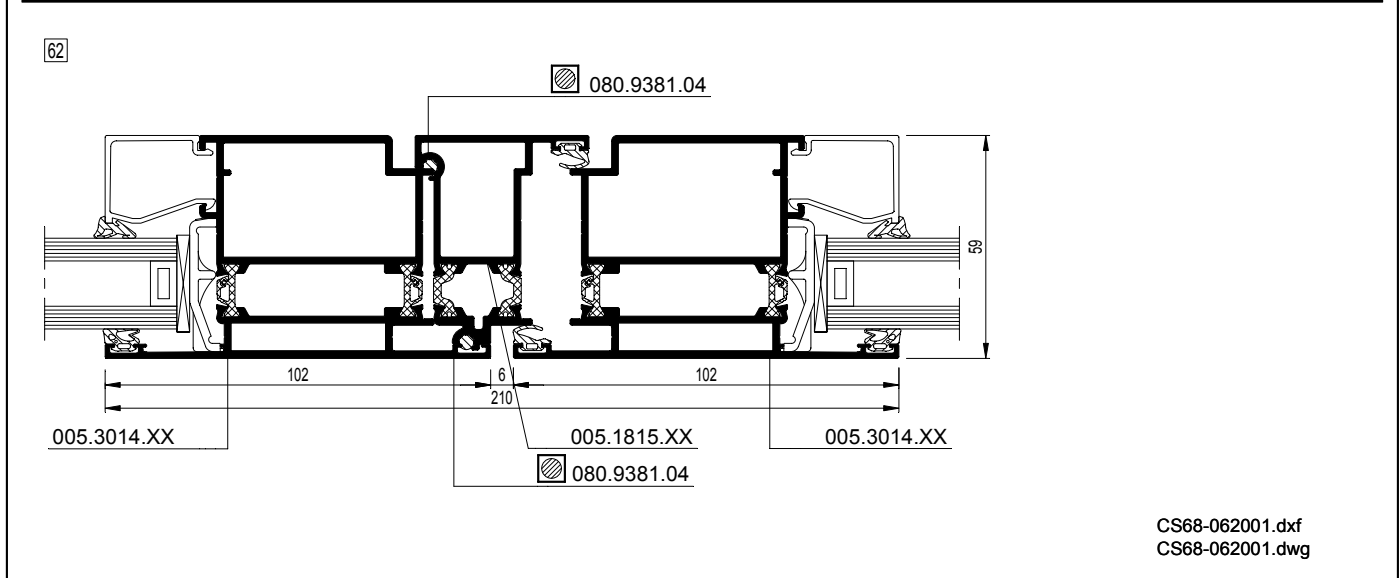
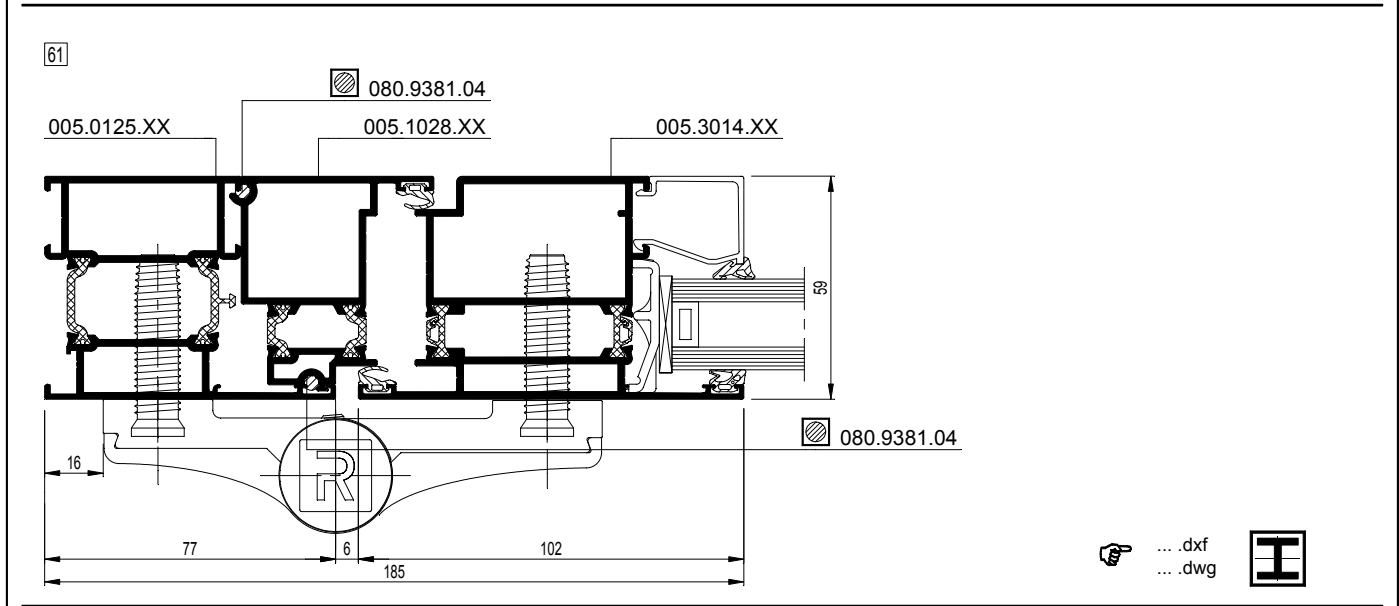
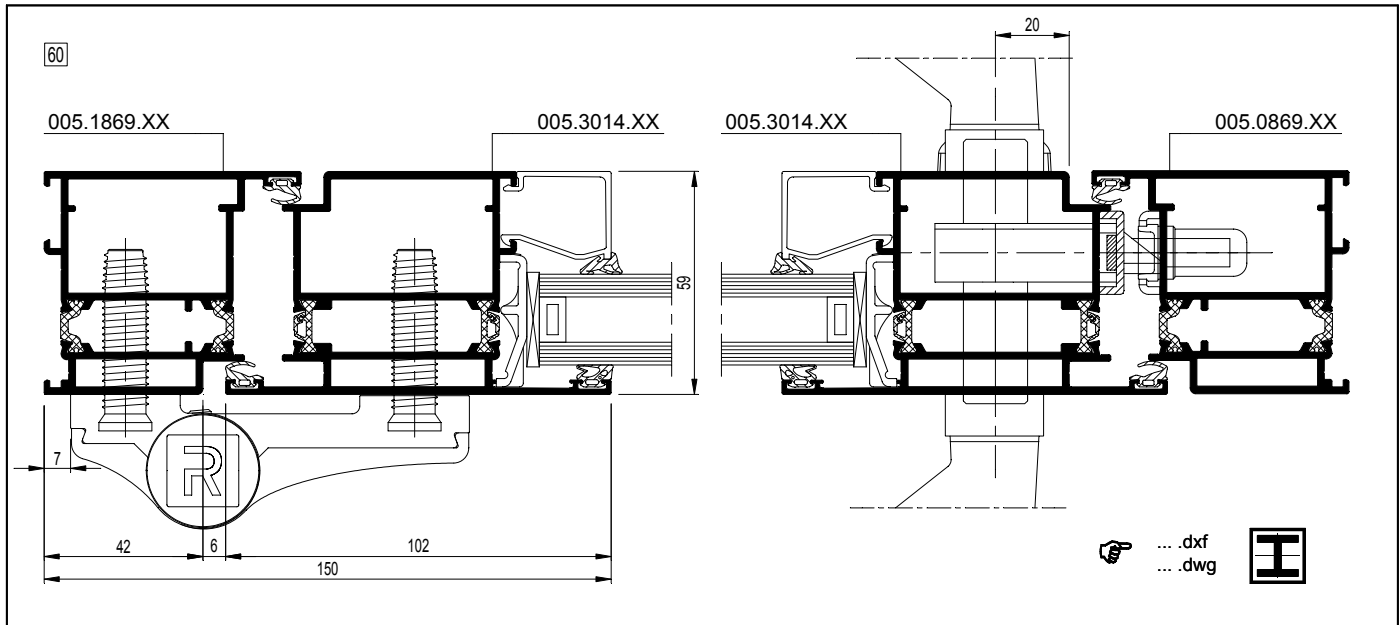
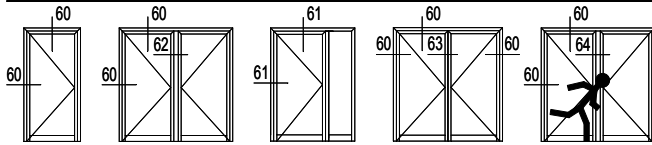


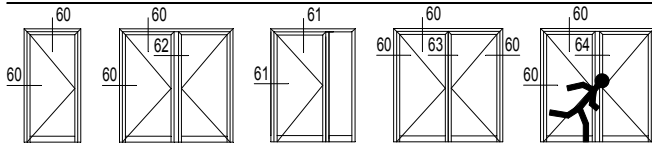






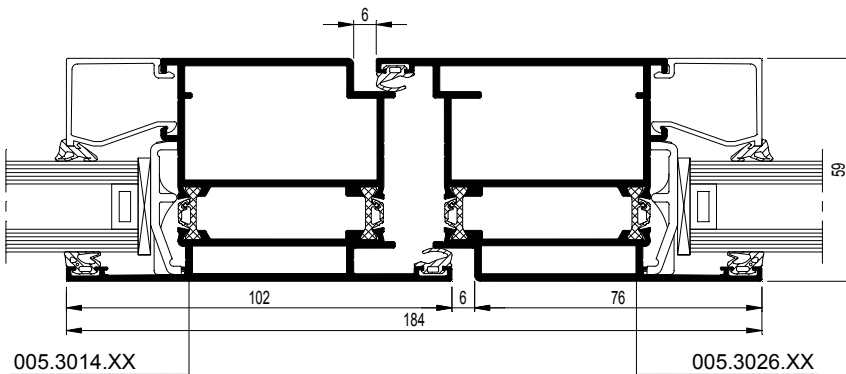






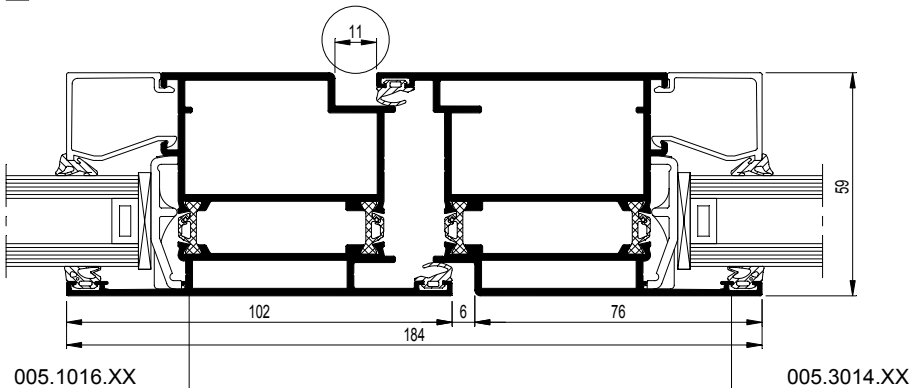
<p>005.1869.XX</p> <p>$I_x = 20.459 \text{ cm}^4$</p> <p>60 CS68-060001.dxf CS68-060001.dwg</p>	<p>005.0569.XX</p> <p>$I_x = 23.380 \text{ cm}^4$</p> <p>60 CS68-060002.dxf CS68-060002.dwg</p>	<p>005.0125.XX</p> <p>$I_x = 19.988 \text{ cm}^4$</p> <p>61 CS68-061001.dxf CS68-061001.dwg</p>	<p>005.0114.XX</p> <p>$I_x = 22.304 \text{ cm}^4$</p> <p>61 CS68-061002.dxf CS68-061002.dwg</p>
--	--	--	--

63 ZT





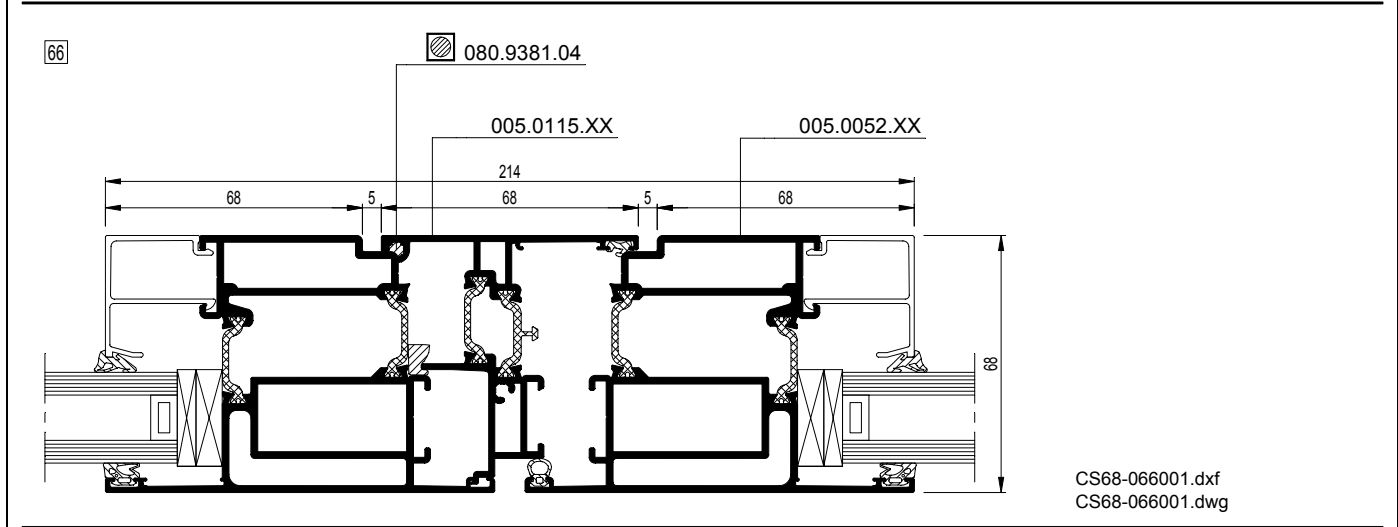
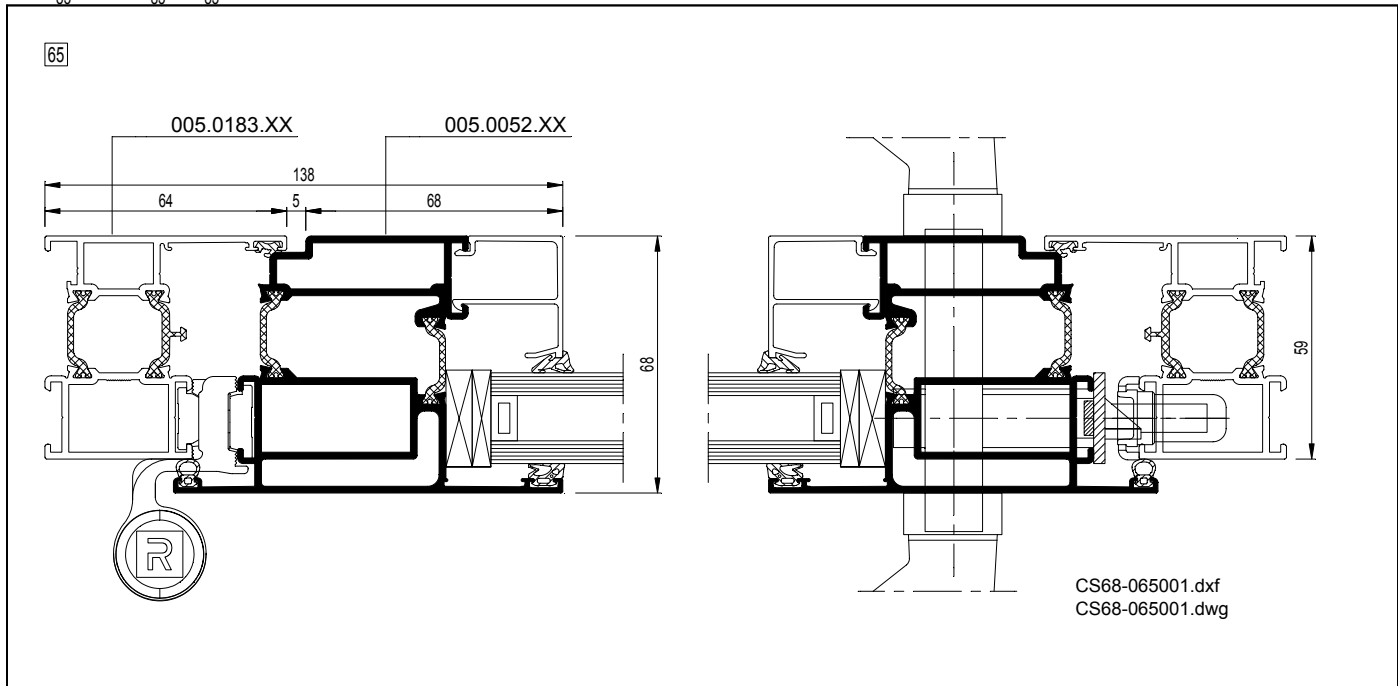
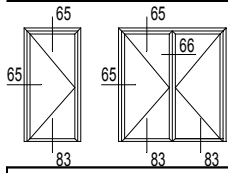
005.3014.XX 005.3026.XX
 CS68-063001.dxf
 CS68-063001.dwg

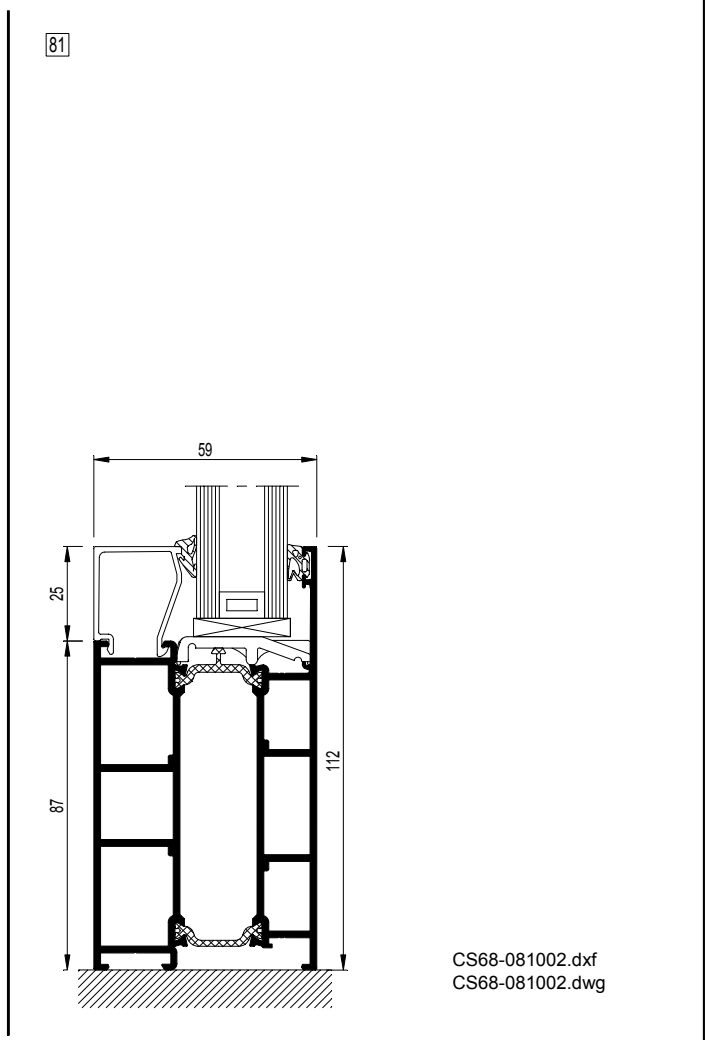
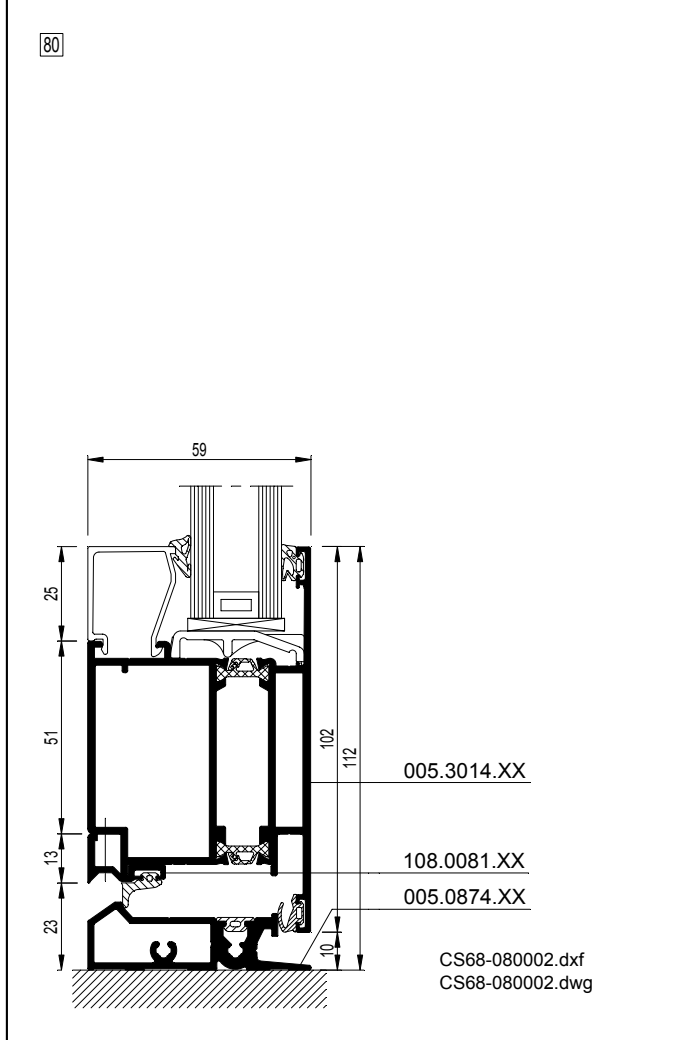
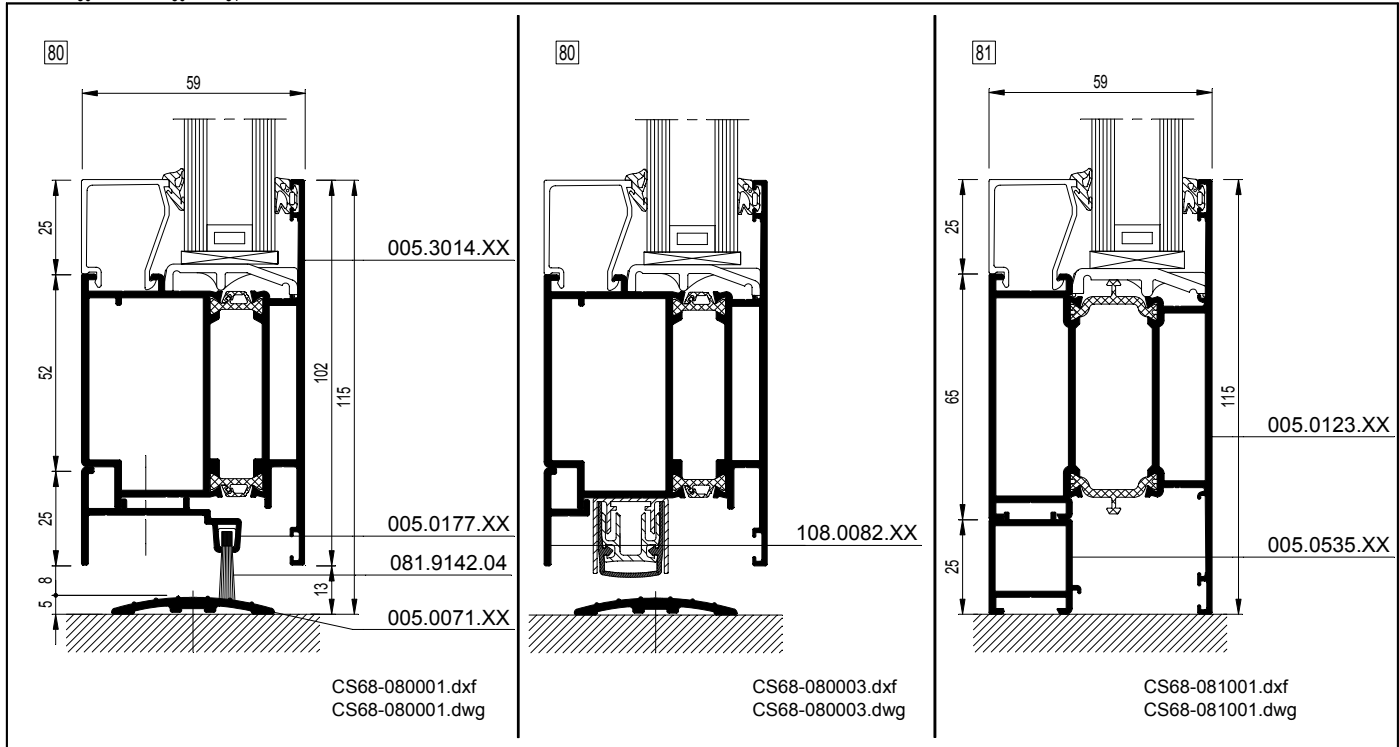
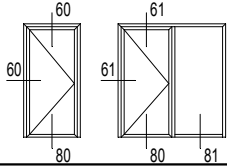
64 Panic

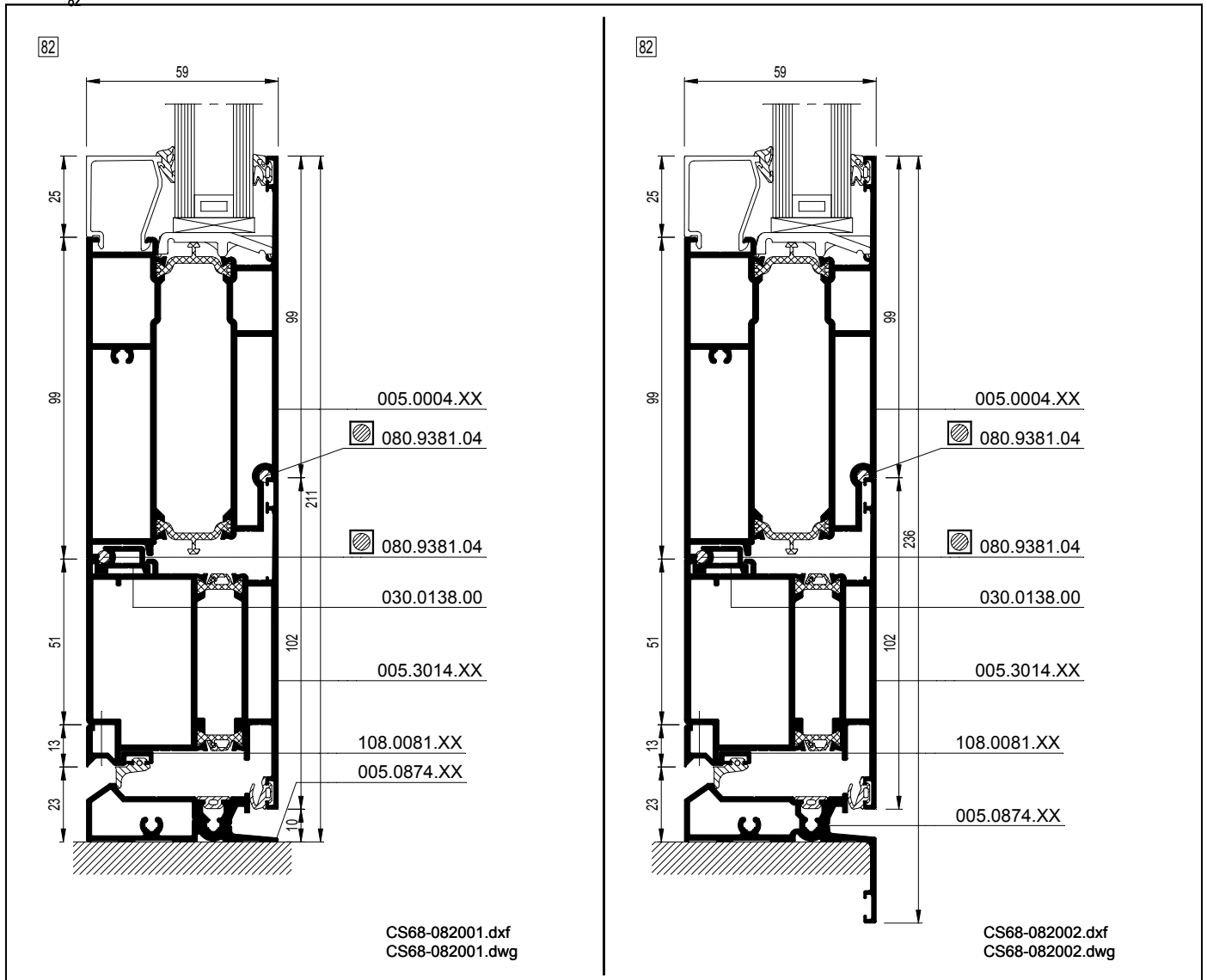
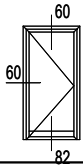


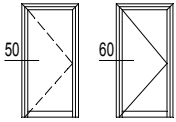
005.1016.XX 005.3014.XX
 CS68-064001.dxf
 CS68-064001.dwg



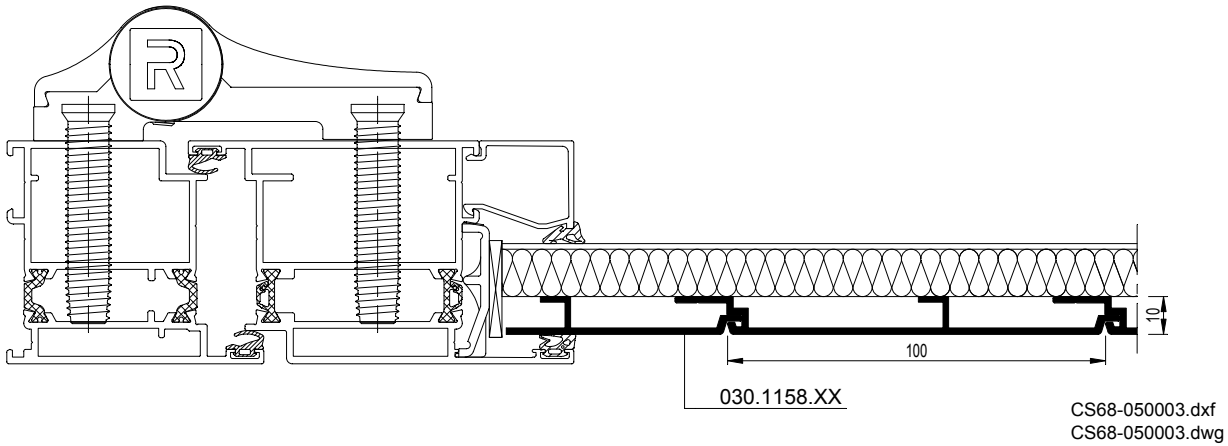








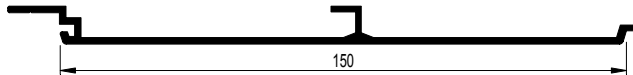
50



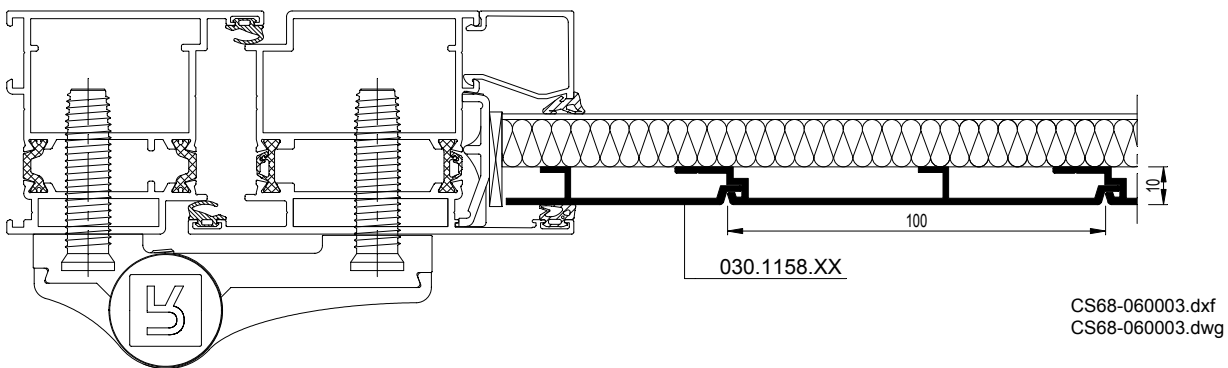
CS68-050004.dxf
 CS68-050004.dwg



CS68-050005.dxf
 CS68-050005.dwg



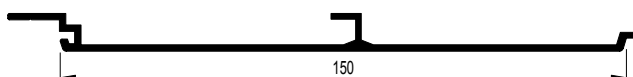
60



CS68-060004.dxf
 CS68-060004.dwg



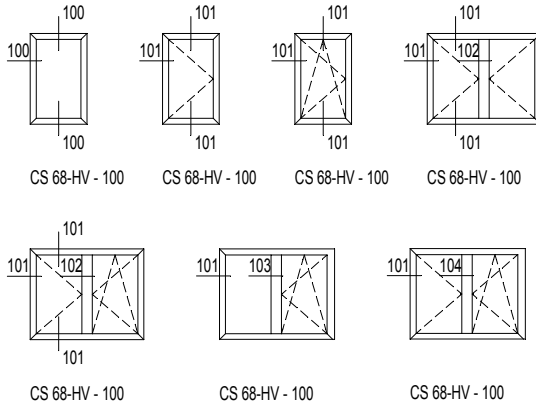
CS68-060005.dxf
 CS68-060005.dwg

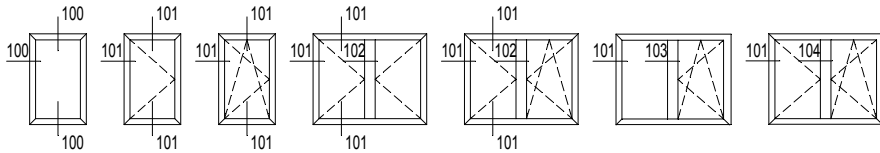




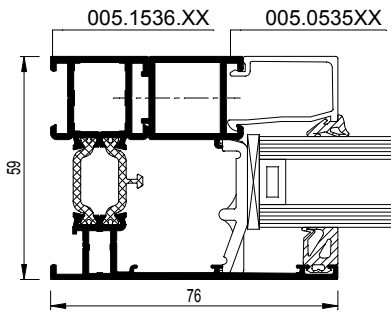
CS 68 Hidden Vent (CS 68-HV)

Eléments fixes / ouvrants



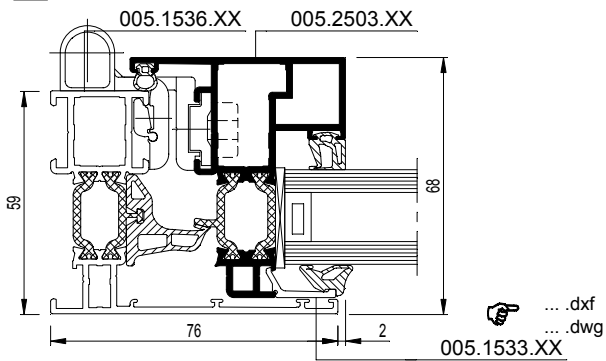


100



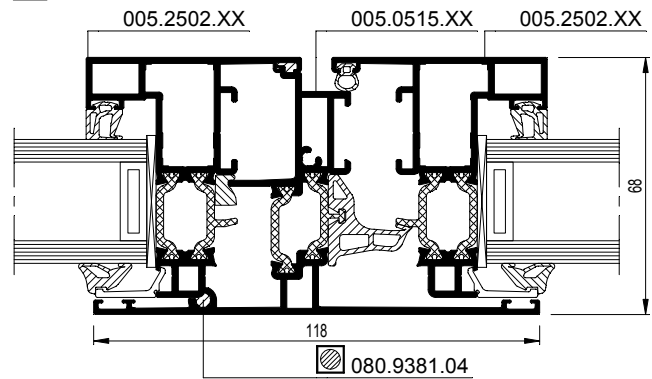
... .dxf
dwg

101



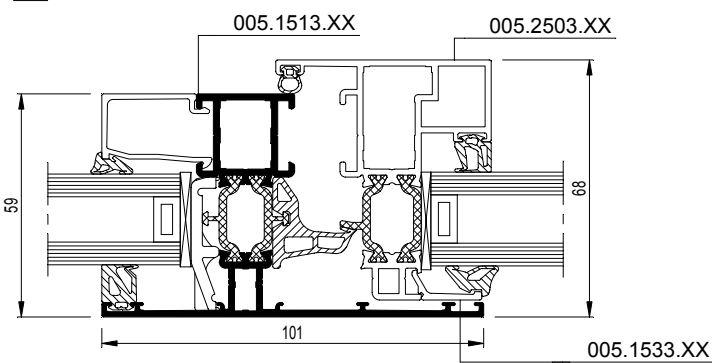
... .dxf
dwg

102



080.9381.04

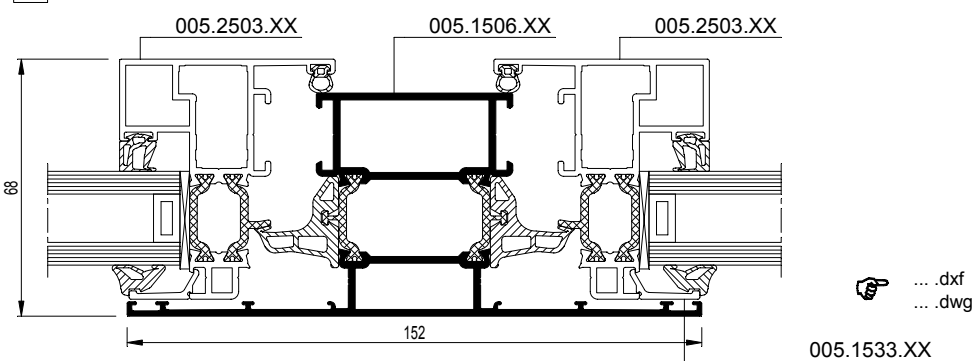
103



005.1533.XX

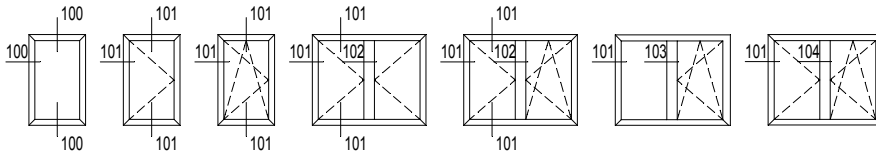
... .dxf
dwg

104




005.1533.XX

... .dxf
dwg



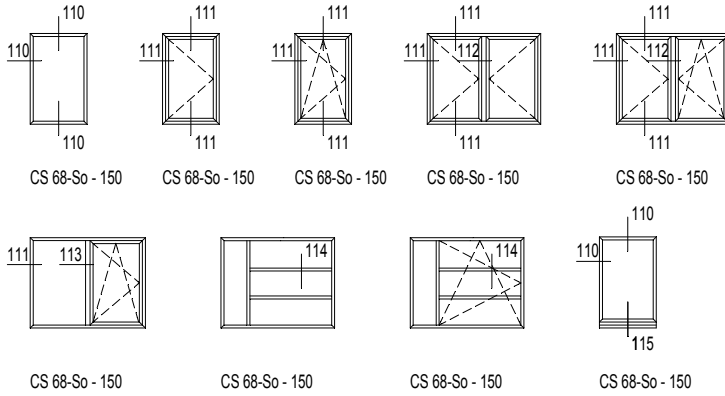
<p>005.1536.XX</p> <p>lx = 14.876 cm²</p> <p>CS68-100001.dxf CS68-100001.dwg</p>	<p>005.1583.XX</p> <p>lx = 18.911 cm²</p> <p>CS68-100002.dxf CS68-100002.dwg</p>	<p>005.1513.XX</p> <p>lx = 16.534 cm²</p> <p>CS68-100003.dxf CS68-100003.dwg</p>
<p>005.2502.XX</p> <p>lx = 12.687 cm²</p> <p>CS68-101001.dxf CS68-101001.dwg</p> <p>CS68-102001.dxf CS68-102001.dwg</p>	<p>005.2503.XX</p> <p>lx = 12.512 cm²</p> <p>CS68-101002.dxf CS68-101002.dwg</p> <p>CS68-102002.dxf CS68-102002.dwg</p>	<p>005.2504.XX</p> <p>lx = 12.583 cm²</p> <p>CS68-101003.dxf CS68-101003.dwg</p> <p>CS68-102003.dxf CS68-102003.dwg</p>
<p>005.2499.XX</p> <p>lx = 14.952 cm²</p> <p>CS68-101004.dxf CS68-101004.dwg</p> <p>CS68-102004.dxf CS68-102004.dwg</p>		
<p>005.1505.XX</p> <p>lx = 17.852 cm²</p> <p>CS68-103001.dxf CS68-103001.dwg</p> <p>CS68-104001.dxf CS68-104001.dwg</p>	<p>005.1506.XX</p> <p>lx = 25.939 cm²</p> <p>CS68-103002.dxf CS68-103002.dwg</p> <p>CS68-104002.dxf CS68-104002.dwg</p>	<p>005.1513.XX</p> <p>lx = 16.534 cm²</p> <p>CS68-103003.dxf CS68-103003.dwg</p>

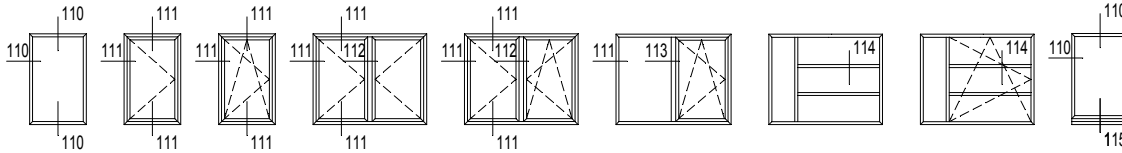




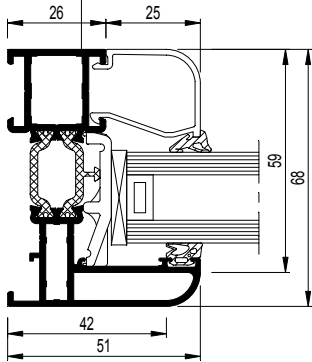
CS 68 Softline (CS 68-So)

Eléments fixes-ouvrants





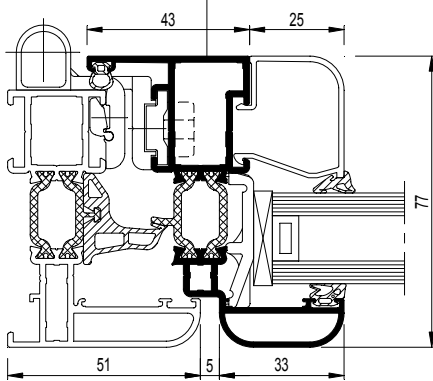
110
 005.1249.XX



... .dxf
dwg



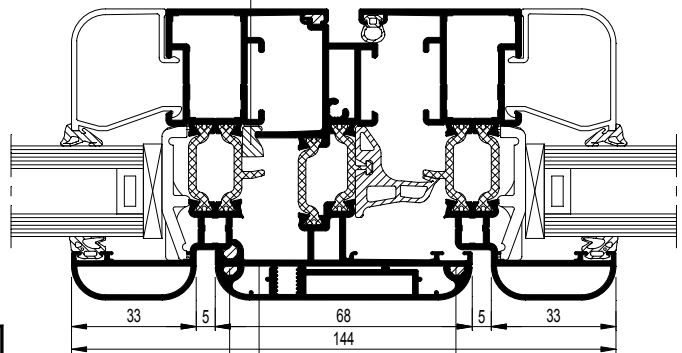
111
 005.0251.XX



... .dxf
dwg

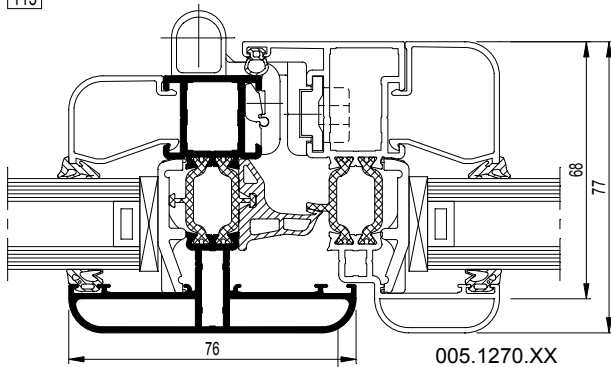


112
 080.9382.04



080.9381.04
 005.0115.XX
 + 001.0255.XX
 080.9381.04

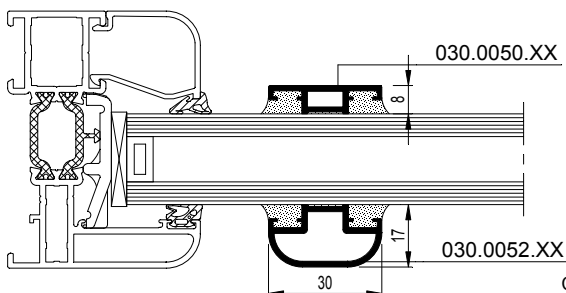
113



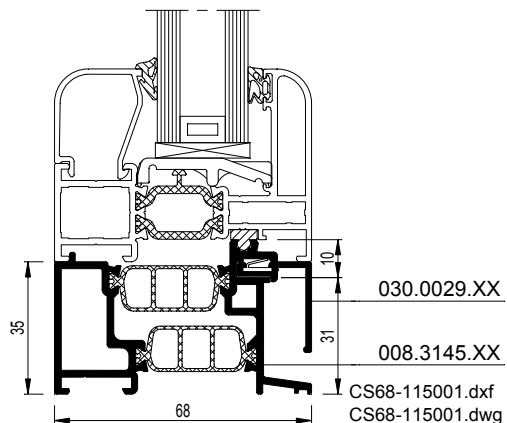
... .dxf
dwg



114

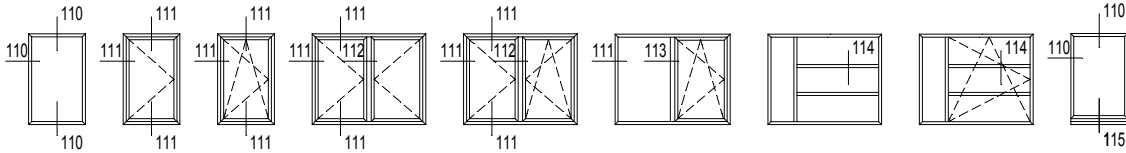


115



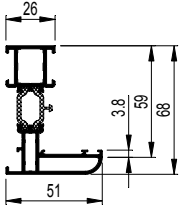
CS68-114001.dxf
 CS68-114001.dwg

030.0050.XX
 030.0029.XX
 008.3145.XX
 CS68-115001.dxf
 CS68-115001.dwg



005.1249.XX

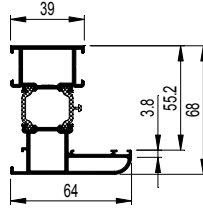
lx = 19.404 cm²



110 CS68-110001.dxf
 CS68-110001.dwg

005.1250.XX

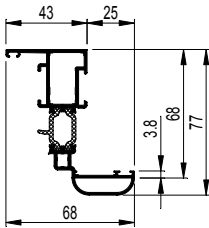
lx = 24.754 cm²



110 CS68-110002.dxf
 CS68-110002.dwg

005.0251.XX

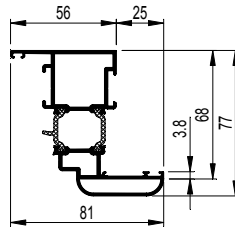
lx = 25.036 cm²



111 CS68-111001.dxf
 CS68-111001.dwg
 112 CS68-112001.dxf
 CS68-112001.dwg

005.0203.XX

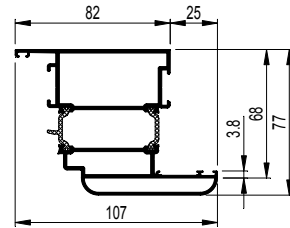
lx = 33.461 cm²



111 CS68-111002.dxf
 CS68-111002.dwg
 112 CS68-112002.dxf
 CS68-112002.dwg

005.0252.XX

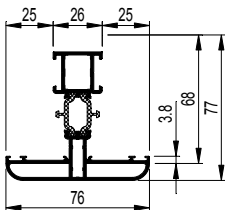
lx = 46.202 cm²



111 CS68-111003.dxf
 CS68-111003.dwg
 112 CS68-112003.dxf
 CS68-112003.dwg

005.1270.XX

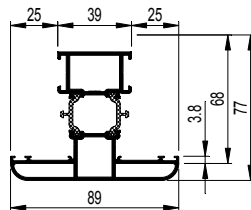
lx = 22.539 cm²




113 CS68-113001.dxf
 CS68-113001.dwg

005.1271.XX

lx = 28.416 cm²



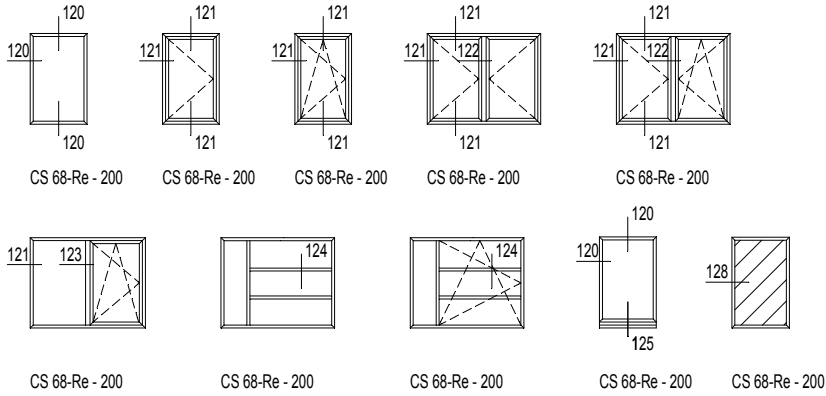
113 CS68-113002.dxf
 CS68-113002.dwg



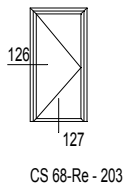


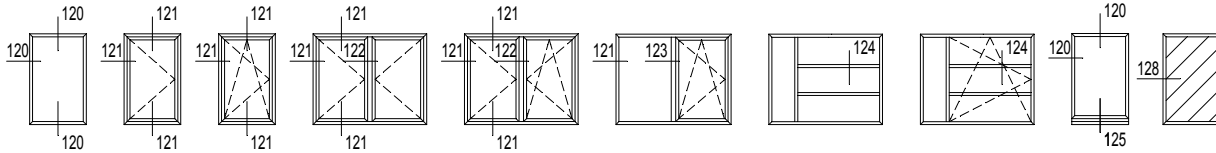
CS 68 Renaissance (CS 68-Re)

Eléments fixes / ouvrants



Portes ouvrant vers l'extérieur avec ouvrant serri tout autour





120 005.1236.XX

... .dxf
dwg

128 005.1236.XX

030.0001.XX

CS68-128001.dxf
 CS68-128001.dwg

121 005.0202.XX

... .dxf
dwg

122 080.9382.04

080.9381.04 005.0115.XX 080.9381.04
 + 001.0215.XX

123

... .dxf
dwg

124 005.1213.XX

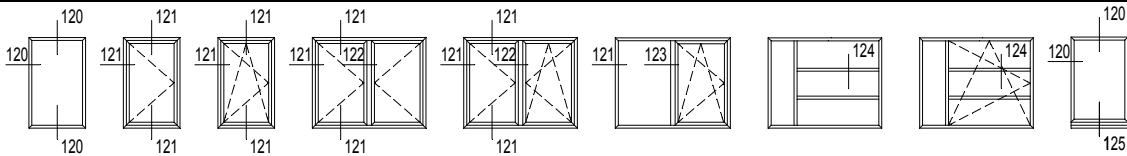
030.0050.XX 030.0051.XX

CS68-124001.dxf
 CS68-124001.dwg

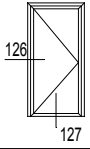
125

001.0219.XX 008.3145.XX

CS68-125001.dxf
 CS68-125001.dwg



<p>005.1236.XX</p> <p>$I_x = 19.164 \text{ cm}^4$</p> <p>120 CS68-120001.dxf CS68-120001.dwg</p>	<p>005.1216.XX</p> <p>$I_x = 24.492 \text{ cm}^4$</p> <p>120 CS68-120002.dxf CS68-120002.dwg</p>	<p>005.0258.XX</p> <p>$I_x = 75.023 \text{ cm}^4$</p> <p>120 CS68-120003.dxf CS68-120003.dwg</p>
<p>005.0202.XX</p> <p>$I_x = 24.481 \text{ cm}^4$</p> <p>121 CS68-121001.dxf CS68-121001.dwg</p> <p>122 CS68-122001.dxf CS68-122001.dwg</p>	<p>005.0292.XX</p> <p>$I_x = 32.918 \text{ cm}^4$</p> <p>121 CS68-121002.dxf CS68-121002.dwg</p> <p>122 CS68-122002.dxf CS68-122002.dwg</p>	<p>005.0221.XX</p> <p>$I_x = 45.698 \text{ cm}^4$</p> <p>121 CS68-121003.dxf CS68-121003.dwg</p> <p>122 CS68-122003.dxf CS68-122003.dwg</p>
<p>005.1213.XX</p> <p>$I_x = 22.181 \text{ cm}^4$</p> <p>123 CS68-123001.dxf CS68-123001.dwg</p>	<p>005.1220.XX</p> <p>$I_x = 28.005 \text{ cm}^4$</p> <p>123 CS68-123002.dxf CS68-123002.dwg</p>	



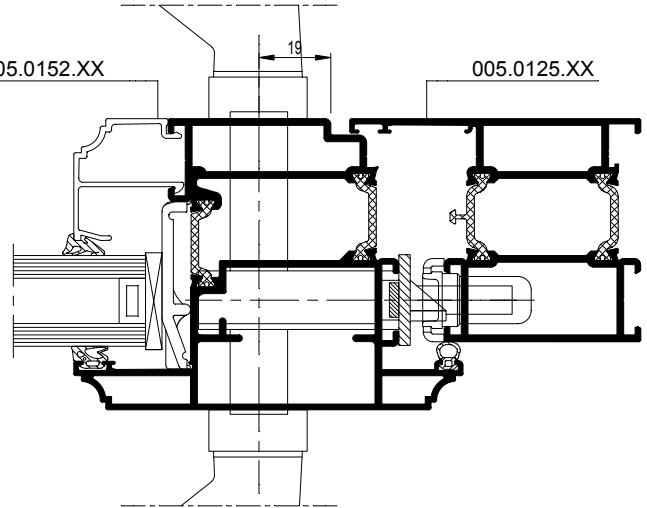
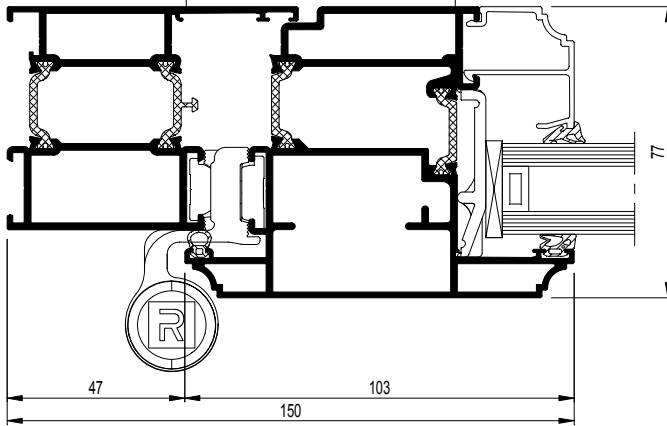
126

005.0125.XX

005.0152.XX

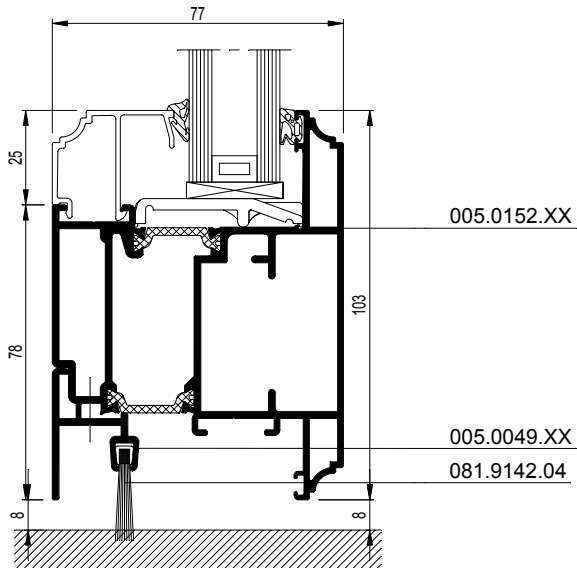
005.0152.XX

005.0125.XX



CS68-126001.dxf
 CS68-126001.dwg

127

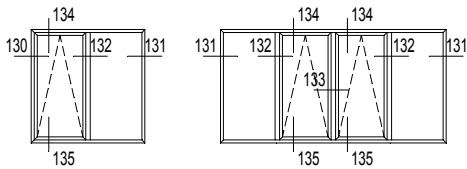


CS68-127001.dxf
 CS68-127001.dwg



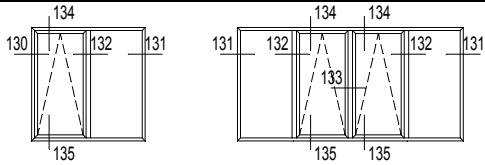
CS 68 Front (CS 68-Fr)

Porte coulissante-battante

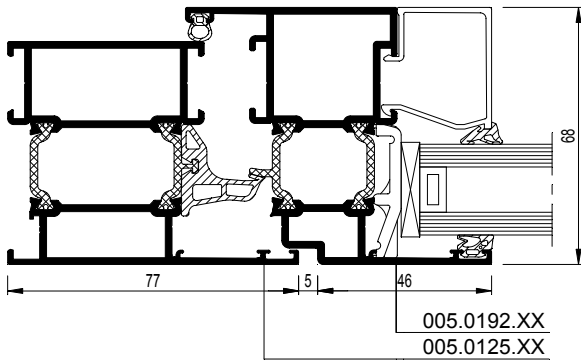


CS 68-Fr - 250
CS 68-Fr - 251

CS 68-Fr - 250
CS 68-Fr - 251

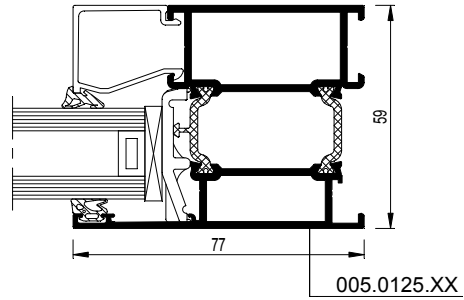


130 11



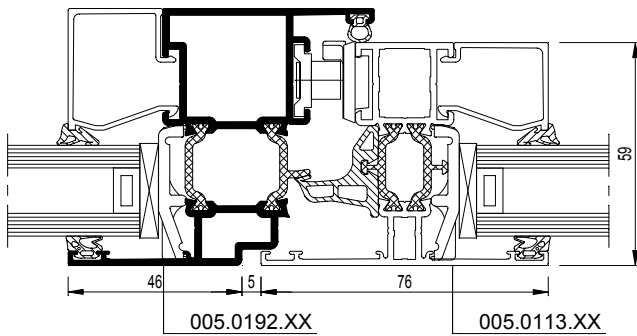
CS68-130001.dxf
 CS68-130001.dwg

131 1



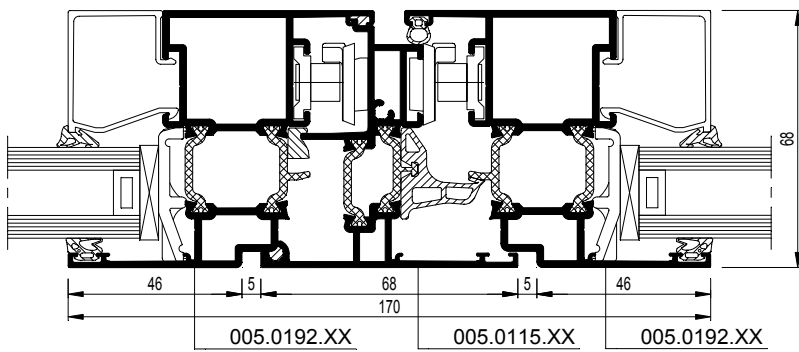
CS68-131001.dxf
 CS68-131001.dwg

132 21

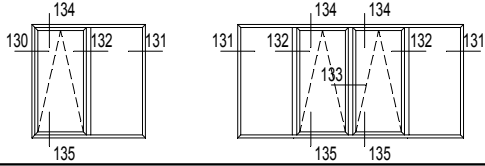


CS68-132001.dxf
 CS68-132001.dwg

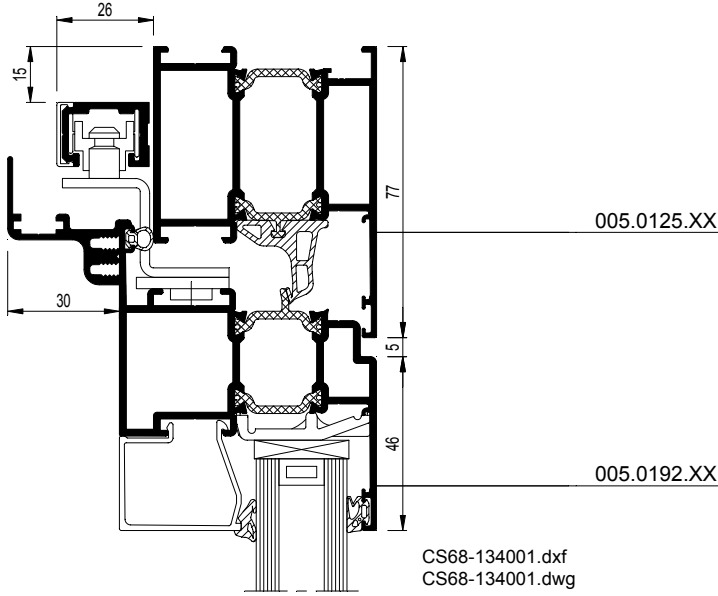
133 12



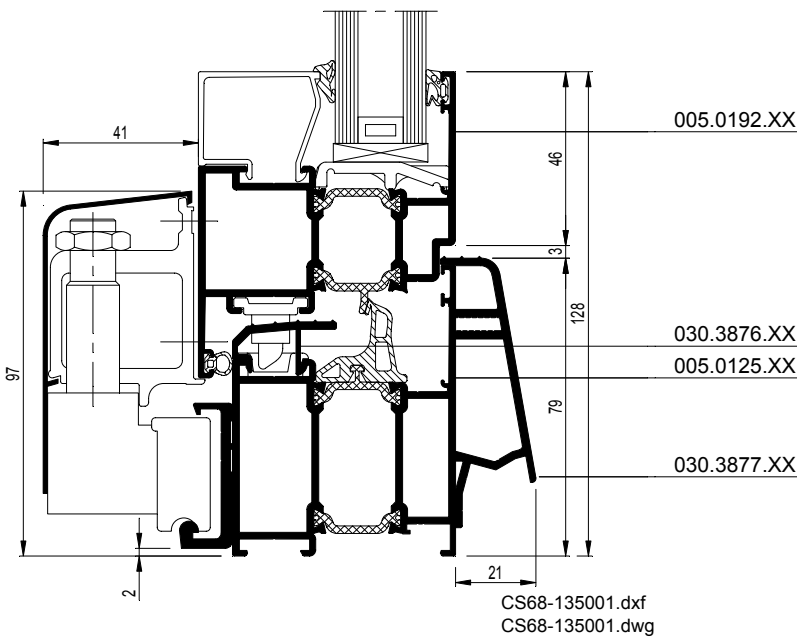
CS68-133001.dxf
 CS68-133001.dwg




134



135



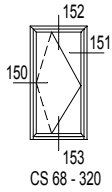


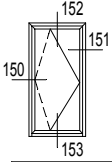


CS 68 Pivot Door (CS 68-PD)

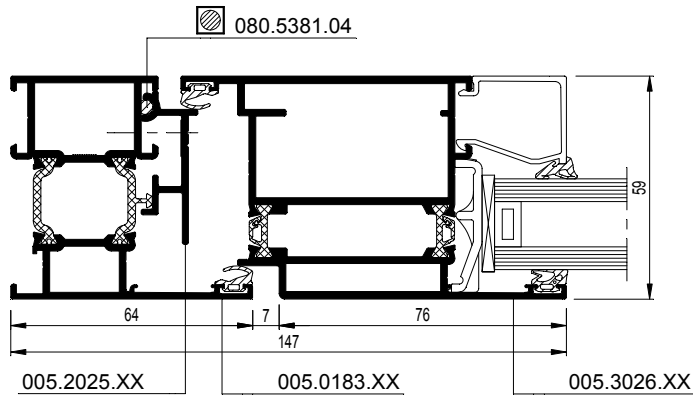
1 Deuren

Pivotdeur



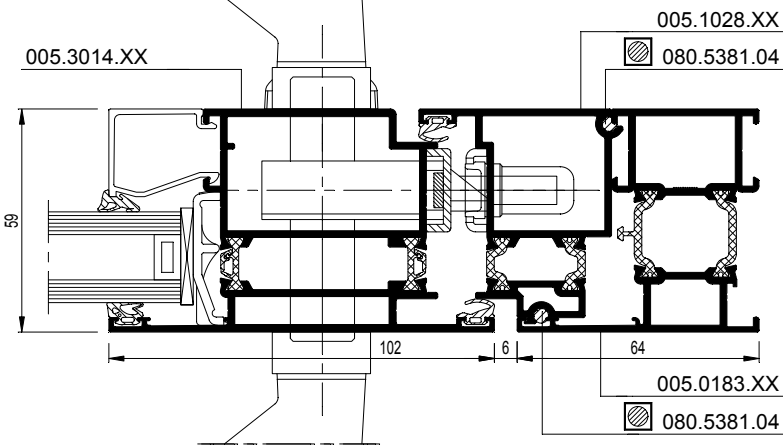


150



CS68-150001.dxf
CS68-150001.dwg

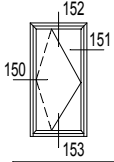
151



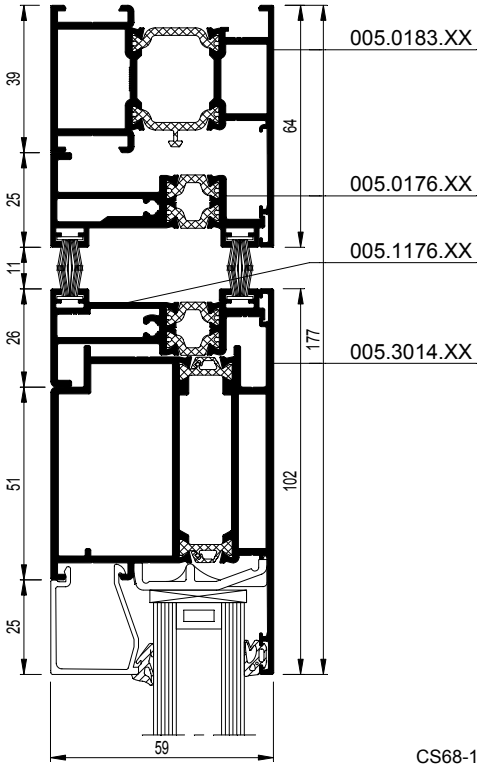
CS68-151001.dxf
CS68-151001.dwg

CS 68-PD

Deuren - Pivotdeur
Portes - Porte pivotante
Doors - Pivot door
Türen - Schwingtür

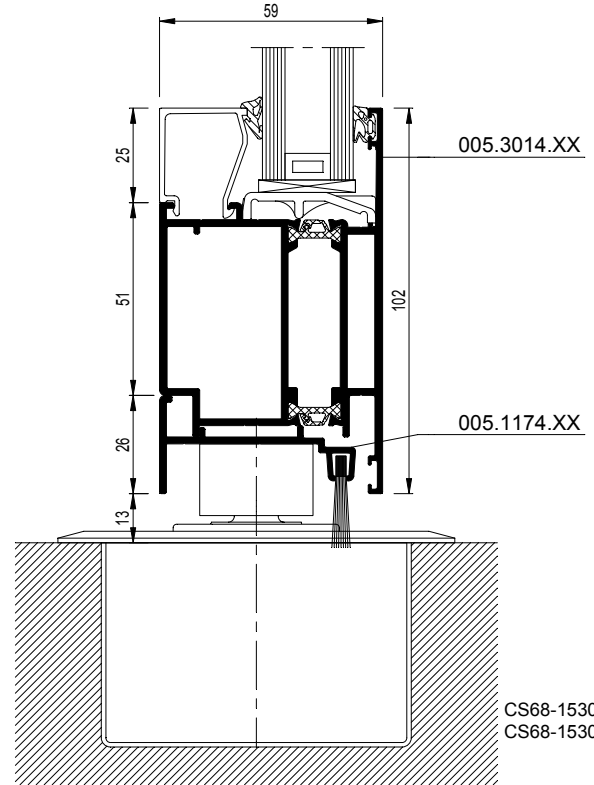


152




CS68-152001.dxf
CS68-152001.dwg

153



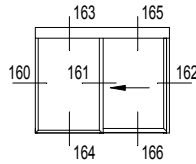
CS68-153001.dxf
CS68-153001.dwg



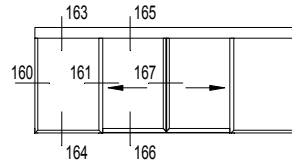


CS 68 Automatic Sliding Door (CS 68-AD)

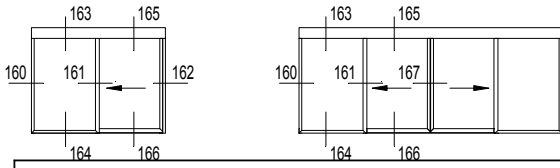
Porte coulissante automatique



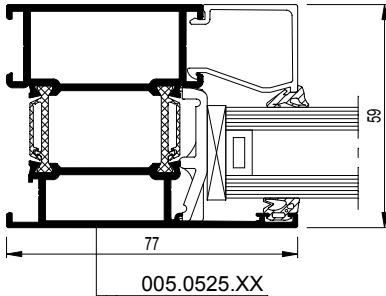
CS 68 - 340



CS 68 - 340



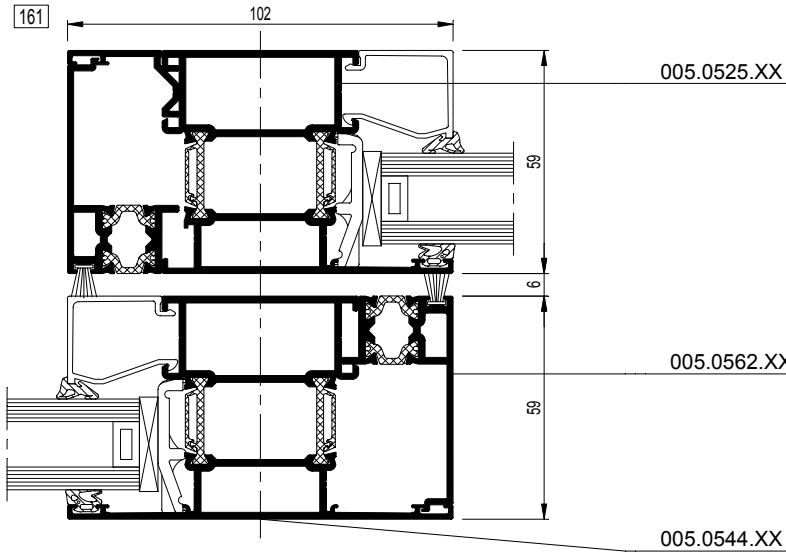
160



005.0525.XX

CS68-160001.dxf
 CS68-160001.dwg

161



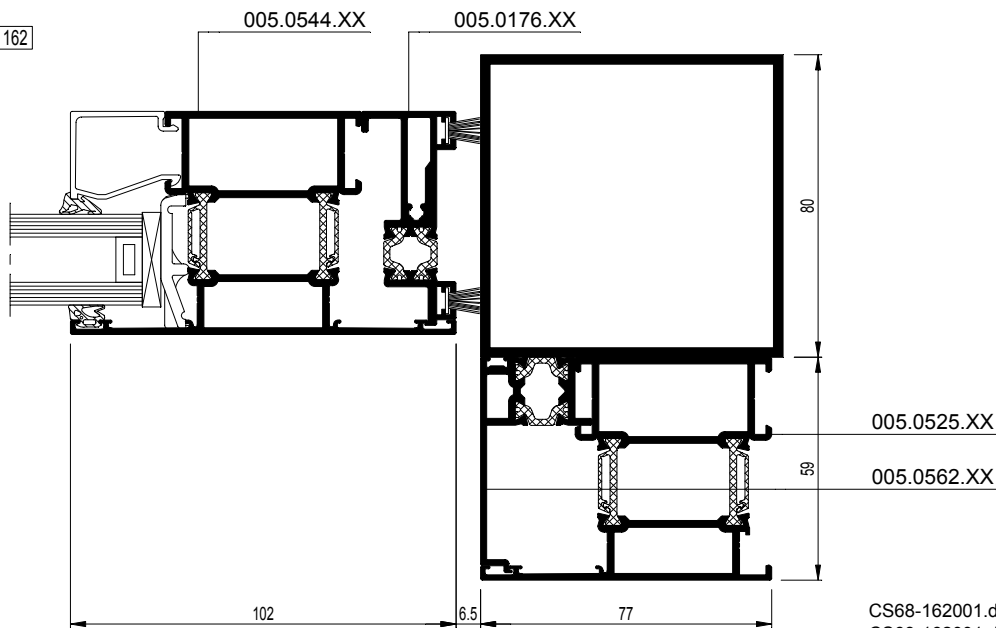
005.0525.XX

005.0562.XX

005.0544.XX

CS68-161001.dxf
 CS68-161001.dwg

162



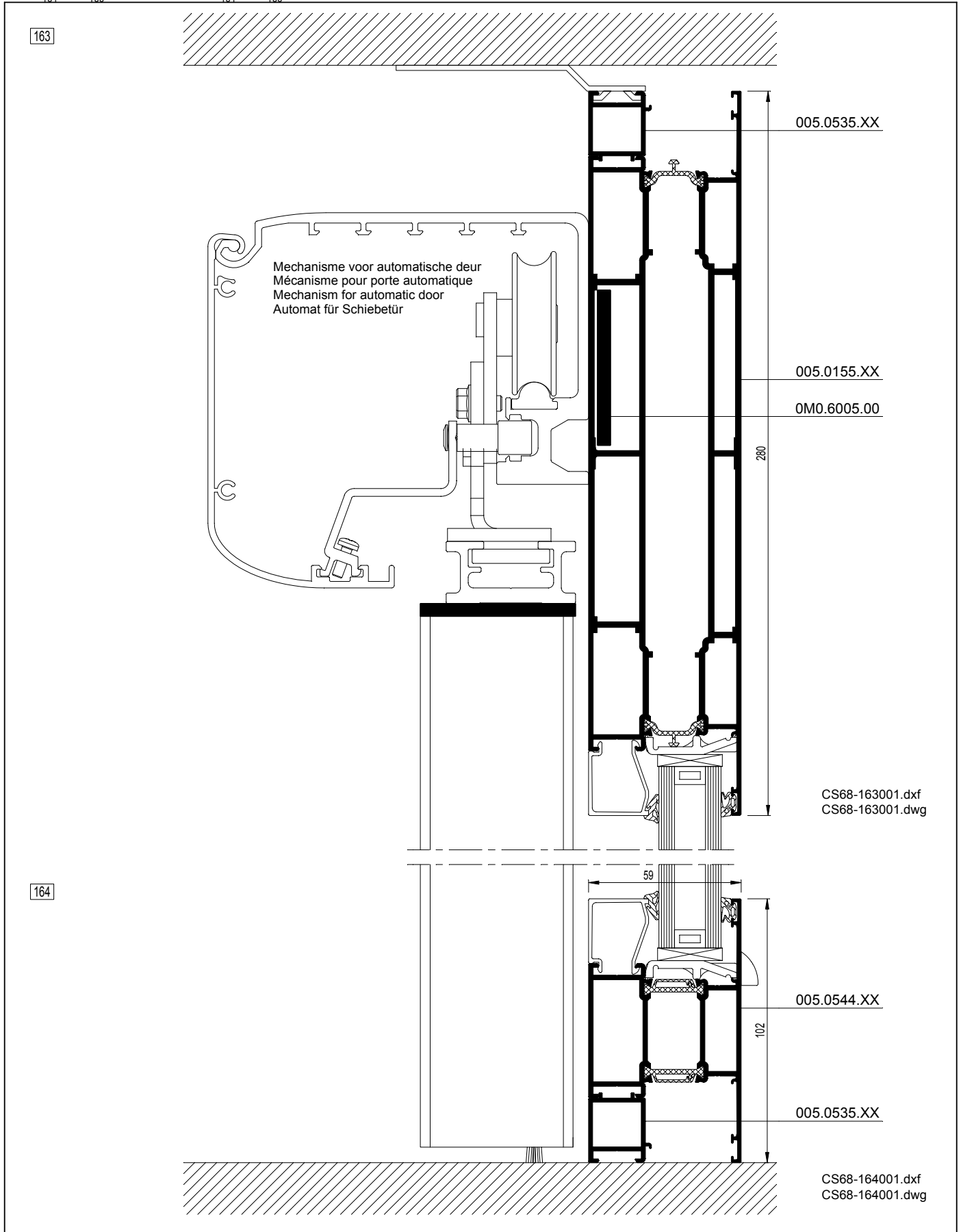
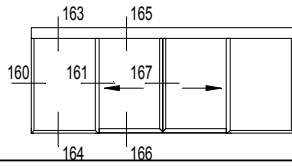
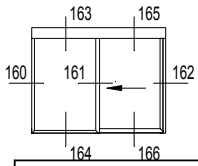
005.0544.XX

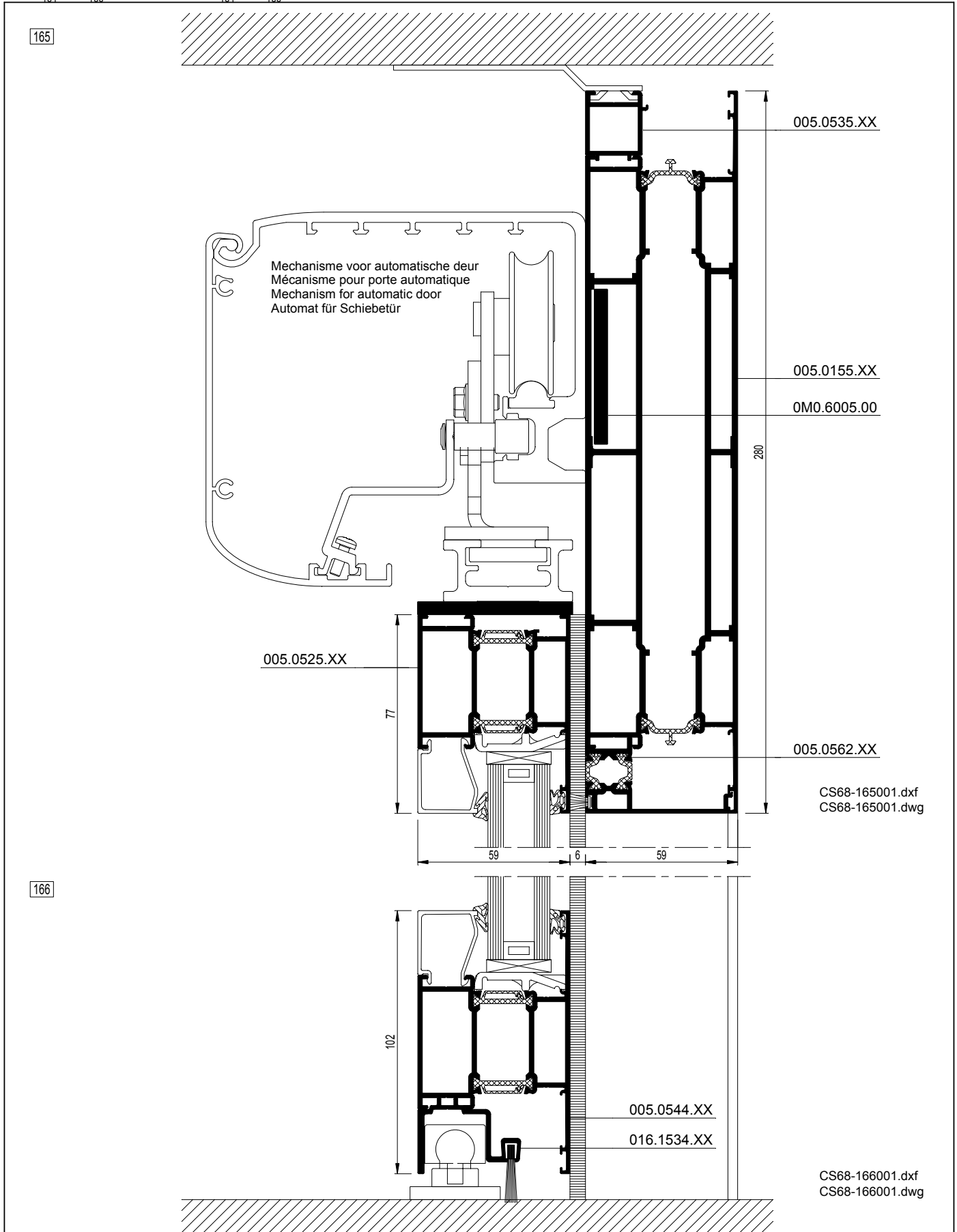
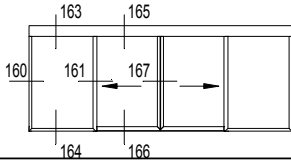
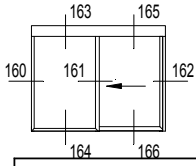
005.0176.XX

005.0525.XX

005.0562.XX

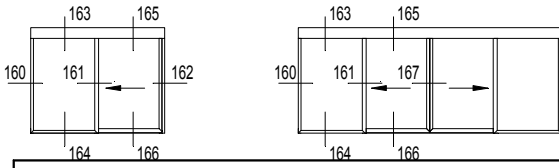
CS68-162001.dxf
 CS68-162001.dwg



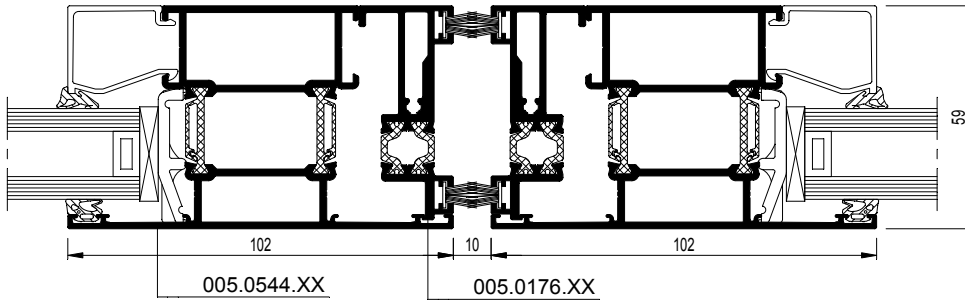


CS 68-AD


Automatische schuifdeuren
Portes coulissantes automatiques
Automatic sliding door
Automatische Schiebetüren



167



CS68-167001.dxf
CS68-167001.dwg





CS 68 Anti-burglary Proof (CS 68-AP)

Aperçu rapports d'essai



Essais effectués par conformément la norme NEN 5096 + ENV 1627

NEN

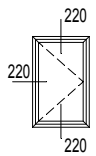
CS 68 - 400

Eléments ouvrants



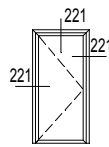
NEN

Fenêtres



CS 68 - 414

Portes


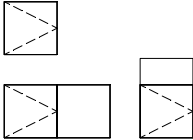
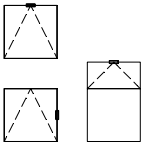
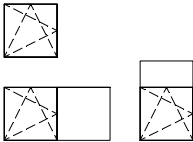
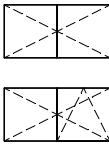


CS 68 - 414







WK II

RAMEN / FENETRES / WINDOWS / FENSTER















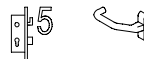
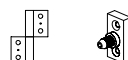


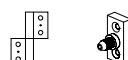

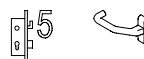
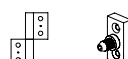


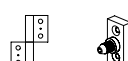
TYPE OF ELEMENT	SYSTEM	STANDARD	REPORT NUMBER
	CS 68	ENV 1627 NEN 5096	KOMO Certificate 09.11.104.06 <u>Du</u>
	CS 68	ENV 1627 NEN 5096	KOMO Certificate 09.11.104.06 <u>Du</u>
	CS 68	ENV 1627 NEN 5096	KOMO Certificate 09.11.104.06 <u>Du</u>
	CS 68	ENV 1627 NEN 5096	KOMO Certificate 09.11.104.06 <u>Du</u>
	CS 68	ENV 1627 NEN 5096	KOMO Certificate 09.11.104.06 <u>Du</u>

WK II

RAAMDEUREN / PORTE-FENETRES / WINDOWS-DOORS / FENSTERTUEREN

TYPE OF ELEMENT	SYSTEM	STANDARD	REPORT NUMBER
	CS 68	ENV 1627 NEN 5096	KOMO Certificate 09.11.104.06 <u>Du</u>
	CS 68	ENV 1627 NEN 5096	KOMO Certificate 09.11.104.06 <u>Du</u>
	CS 68	ENV 1627 NEN 5096	KOMO Certificate 09.11.104.06 <u>Du</u>
	CS 68	ENV 1627 NEN 5096	KOMO Certificate 09.11.104.06 <u>Du</u>



ANTI-BURGLAR PROF.	ANTI-BURGLAR ACC.	SUPPLIER	MIN/MAX CERT. DIMENSION (*)	
			FBmin: 250MM FHmin: 150MM	FBmax: --- FHmax: ---
		Sobinco	FBmin: 450MM FHmin: 700MM	FBmax: 1600MM FHmax: 2200MM
		Siegenia	FBmin: 1200MM FHmin: 1280MM	FBmax: 1440MM FHmax: 1536MM
		Sobinco	FBmin: 700MM FHmin: 450MM	FBmax: 1800MM FHmax: 1200MM
		Siegenia	FBmin: 1200MM FHmin: 1280MM	FBmax: 1440MM FHmax: 1536MM
		Sobinco	FBmin: 500MM FHmin: 700MM	FBmax: 1600MM FHmax: 2200MM
		Siegenia	FBmin: 1200MM FHmin: 1280MM	FBmax: 1440MM FHmax: 1536MM
		Sobinco	FBmin: 450MM FHmin: 700MM	FBmax: 2578MM FHmax: 1489MM
		Sobinco Sobinco	FBmin: ---MM FHmin: ---MM	FBmax: 1030MM FHmax: 2600MM
		Fapim Sobinco		
		Sobinco Sobinco	FBmin: ---MM FHmin: ---MM	FBmax: 1250MM FHmax: 2700MM
		Fapim Sobinco		
		Sobinco Sobinco	FBmin: ---MM FHmin: ---MM	FBmax: 1030MM FHmax: 2600MM
		Fapim Sobinco		
		Sobinco Sobinco	FBmin: ---MM FHmin: ---MM	FBmax: 1250MM FHmax: 2700MM
		Fapim Sobinco		



WK II

DEUREN / PORTES / DOORS / TUEREN
 TYPE OF ELEMENT

SYSTEM

STANDARD

REPORT NUMBER



CS 68

ENV 1627
 NEN 5096

KOMO Certificate
 09.11.104.06
 Du



CS 68

ENV 1627
 NEN 5096

KOMO Certificate
 09.11.104.06
 Du



CS 68

ENV 1627
 NEN 5096

KOMO Certificate
 09.11.104.06
 Du








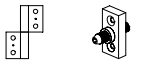






CS 68

ENV 1627
 NEN 5096

KOMO Certificate
 09.11.104.06
 Du



NEN

ANTI-BURGLAR PROF.	ANTI-BURGLAR ACC.	SUPPLIER	MIN/MAX CERT. DIMENSION (*)	
		Sobinco Sobinco	FBmin: ---MM FHmin: ---MM	FBmax: 1030MM FHmax: 2600MM
		Dr. Hahn		
		Sobinco Sobinco Sobinco	FBmin: ---MM FHmin: ---MM	FBmax: 1250MM FHmax: 2700MM
		Dr. Hahn Dr. Hahn		
		Sobinco Sobinco	FBmin: ---MM FHmin: ---MM	FBmax: 1030MM FHmax: 2600MM
		Dr. Hahn Dr. Hahn		
		Sobinco Sobinco Sobinco	FBmin: ---MM FHmin: ---MM	FBmax: 1250MM FHmax: 2700MM
		Dr. Hahn Dr. Hahn		

(*) Min/max afmetingen geldig voor beslag inbouw,
Min/max afmetingen in functie van het systeem

(*) Dimensions min./max. valables pour l'encastrement d'accessoires,
Dimensions min./max. en fonction du système

(*) Min- and max. sizes valid for building in of accessories,
Min- and max. sizes in function of the system

(*) Minimal- und maximalabmessungen für Einbau von Zubehör,
Minimal- und Maximalabmessungen in funktion von System



system catalog
catalogue système
system catalogue
system katalog



ENV

WK II

RAMEN / FENETRES / WINDOWS / FENSTER

TYPE OF ELEMENT

SYSTEM

STANDARD

REPORT NUMBER



CS 68
 CS 68-HV
 CS 68-Re
 CS 68-So

DIN V ENV 1627

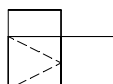
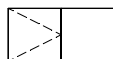
IFT Rosenheim Prüfbericht
 Nr. 255 24 700 Rev.1



CS 68
 CS 68-HV
 CS 68-Re
 CS 68-So

DIN V ENV 1627

IFT Rosenheim Prüfbericht
 Nr. 255 24 700 Rev.1



CS 68
 (CS 77)

DIN V ENV 1627

PIV
 23-7/04E
 23-5/04



CS 68
 CS 68-HV
 CS 68-Re
 CS 68-So

DIN V ENV 1627

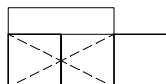
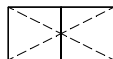
IFT Rosenheim Prüfbericht
 Nr. 255 24 700 Rev.1



CS 68
 (CS 77)

DIN V ENV 1627

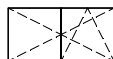
PIV
 23-7/04E
 23-5/04



CS 68
 (CS 77)

ENV 1627

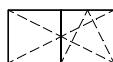
PIV
 23-7/04E
 23-5/04



CS 68
 (CS 77)

ENV 1627

PIV
 23-7/04E
 23-5/04



CS 68
 (CS 77)

ENV 1627

PIV
 23-7/04E
 23-5/04



ANTI-BURGLAR PROF.	ANTI-BURGLAR ACC.	SUPPLIER	MIN/MAX CERT. DIMENSION (*)	
			Fbmin: 840MM Fhmin: 896MM	Fbmax: 1320 Fhmax: 1408
		Siegenia	Fbmin: 840MM Fhmin: 896MM	Fbmax: 1320MM Fhmax: 1408MM
		Sobinco Chrono	Fbmin: 800MM Fhmin: 500MM	Fbmax: 2400MM Fhmax: 1400MM
		Siegenia	Fbmin: 840MM Fhmin: 896MM	Fbmax: 1320MM Fhmax: 1408MM
		Sobinco Chrono	Fbmin: 800MM Fhmin: 500MM	Fbmax: 2400MM Fhmax: 1400MM
		Sobinco Chrono	Fbmin: 800MM Fhmin: 500MM	Fbmax: 2400MM Fhmax: 1400MM
		Sobinco Chrono	Fbmin: 800MM Fhmin: 500MM	Fbmax: 2400MM Fhmax: 1400MM
		Sobinco Chrono	Fbmin: 800MM Fhmin: 500MM	Fbmax: 2400MM Fhmax: 1400MM

** enkel siliconenbeglazing
seulement vitrage silicone
only silicone glazing
nur Silikonverglasung



WK II

RAMEN / FENETRES / WINDOWS / FENSTER

TYPE OF ELEMENT

SYSTEM

STANDARD

REPORT NUMBER



CS 68

DIN V ENV 1627

IFT Rosenheim Prüfbericht
 Nr. 255 24 701 Rev.1



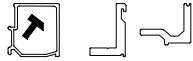
CS 68

DIN V ENV 1627

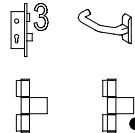
IFT Rosenheim Prüfbericht
 Nr. 255 24 701 Rev.1



ANTI-BURGLAR PROF.



ANTI-BURGLAR ACC.



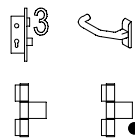
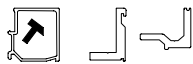
SUPPLIER

Sobinco Sobinco

Dr. Hahn

MIN/MAX CERT. DIMENSION (*)

Fbmin: 700MM Fbmax: 1100MM
Fhmin: 1470MM Fhmax: 2310MM



Sobinco Sobinco

Dr. Hahn

Fbmin: 700MM Fbmax: 1100MM
Fhmin: 1470MM Fhmax: 2310MM

(*) Min/max afmetingen geldig voor beslag inbouw,
Min/max afmetingen in functie van het systeem

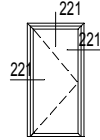
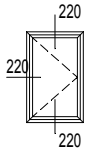
(*) Dimensions min./max. valables pour l'encastrement d'accessoires,
Dimensions min./max. en fonction du système

(*) Min- and max. sizes valid for building in of accessories,
Min- and max. sizes in function of the system

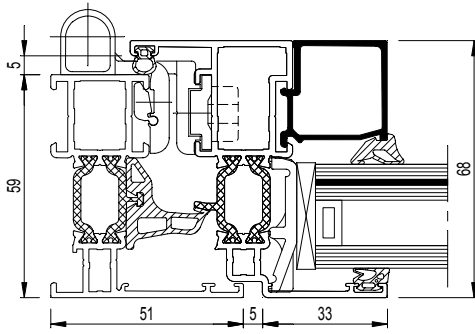
(*) Minimal- und maximalabmessungen für Einbau von Zubehör,
Minimal- und Maximalabmessungen in funktion von System



system catalog
catalogue système
system catalogue
system katalog

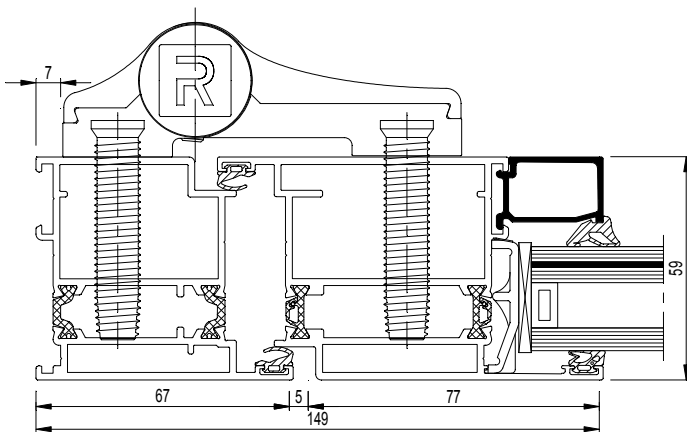


220

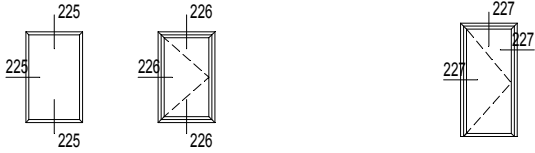


CS68-220001.dxf
CS68-220001.dwg

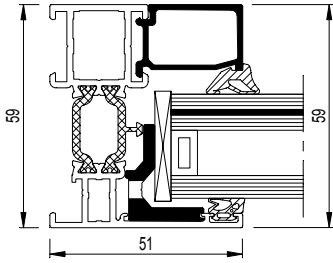
221



CS68-221001.dxf
CS68-221001.dwg

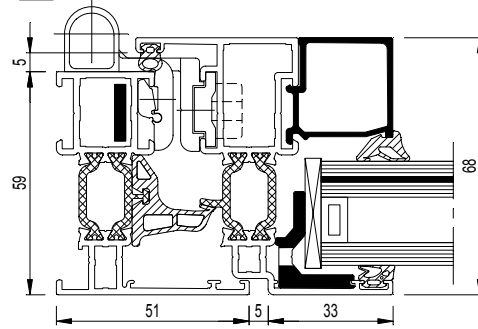


225



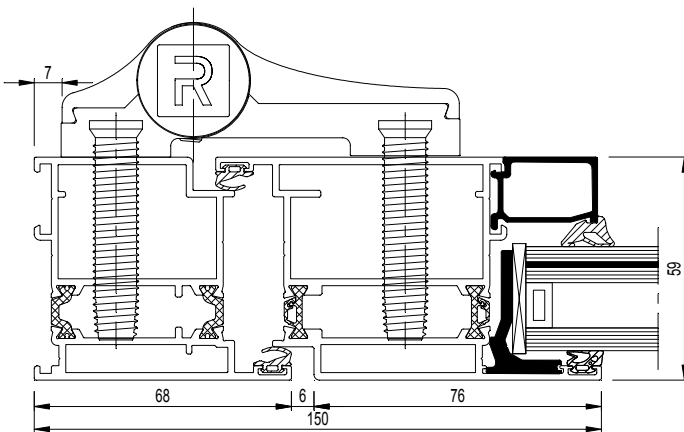
CS68-225001.dxf
 CS68-225001.dwg

226



CS68-226001.dxf
 CS68-226001.dwg

227



CS68-227001.dxf
 CS68-227001.dwg



Combinaisons avec d'autres systèmes

CW 50 - CS 68

CW 50 - CS 68-HV

CP 130

CP 130-LS

CP 155

CR 120

CS 68 - CN002

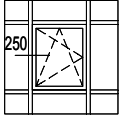
CS 68 - CN002

CS 68 - CN004

CS 68 - CN004

CS 68 - CN005

CS 68 - CN006



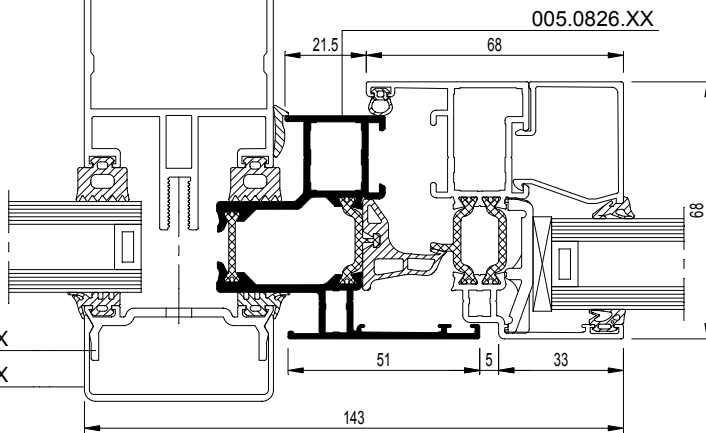
CW 50 - CS 68

250

034.1501.XX

034.2534.XX

034.0538.XX



CS68-250001.dxf
 CS68-250001.dwg

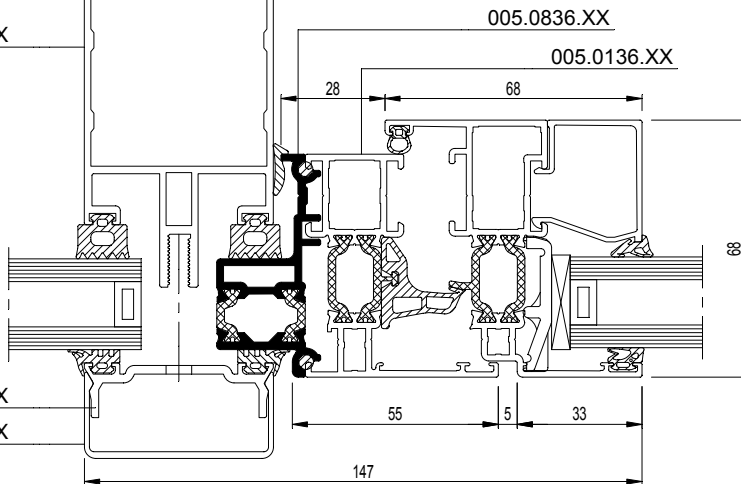
CW 50 - CS 68

250

034.1501.XX

034.2534.XX

034.0538.XX



CS68-250004.dxf
 CS68-250004.dwg

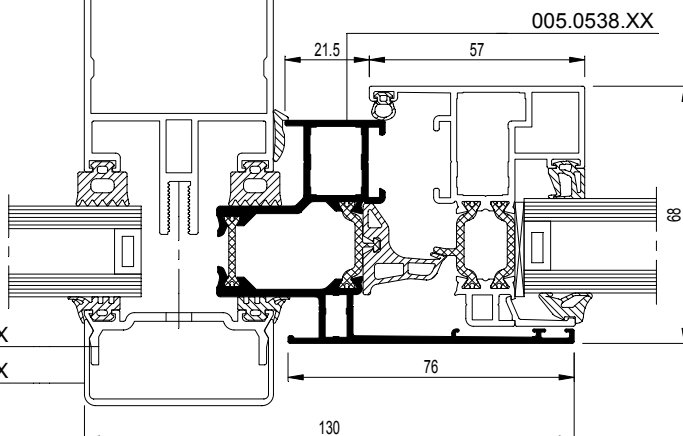
CW 50 - CS 68 HV

250

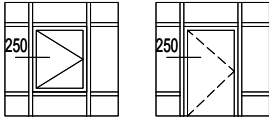
034.1501.XX

034.2534.XX

034.0538.XX



CS68-250002.dxf
 CS68-250002.dwg



CW 50 - CS 68

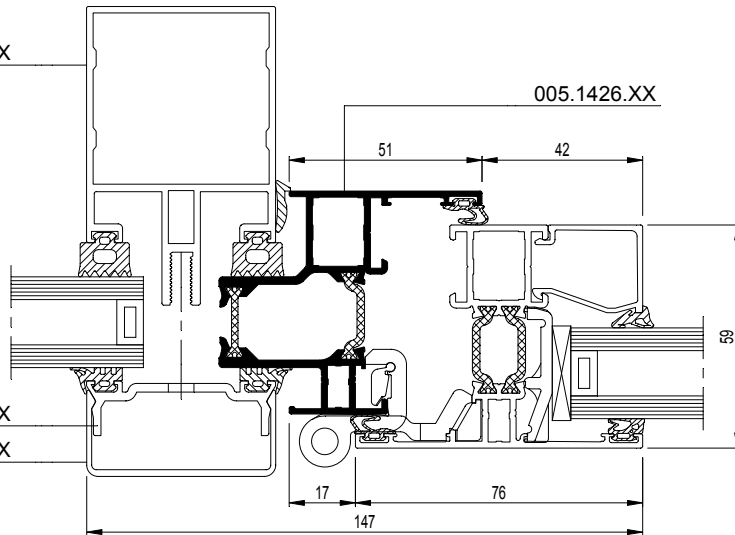
250

034.1501.XX

005.1426.XX

034.2534.XX

034.0538.XX



CS68-250003.dxf
 CS68-250003.dwg

CW 50 - CS 68

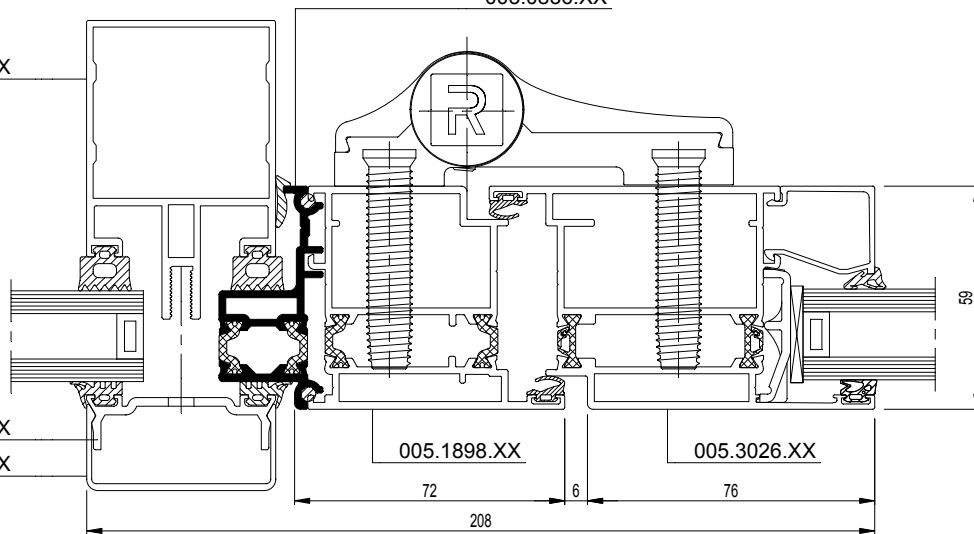
250

034.1501.XX

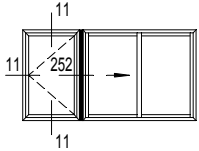
005.0836.XX

034.2534.XX

034.0538.XX

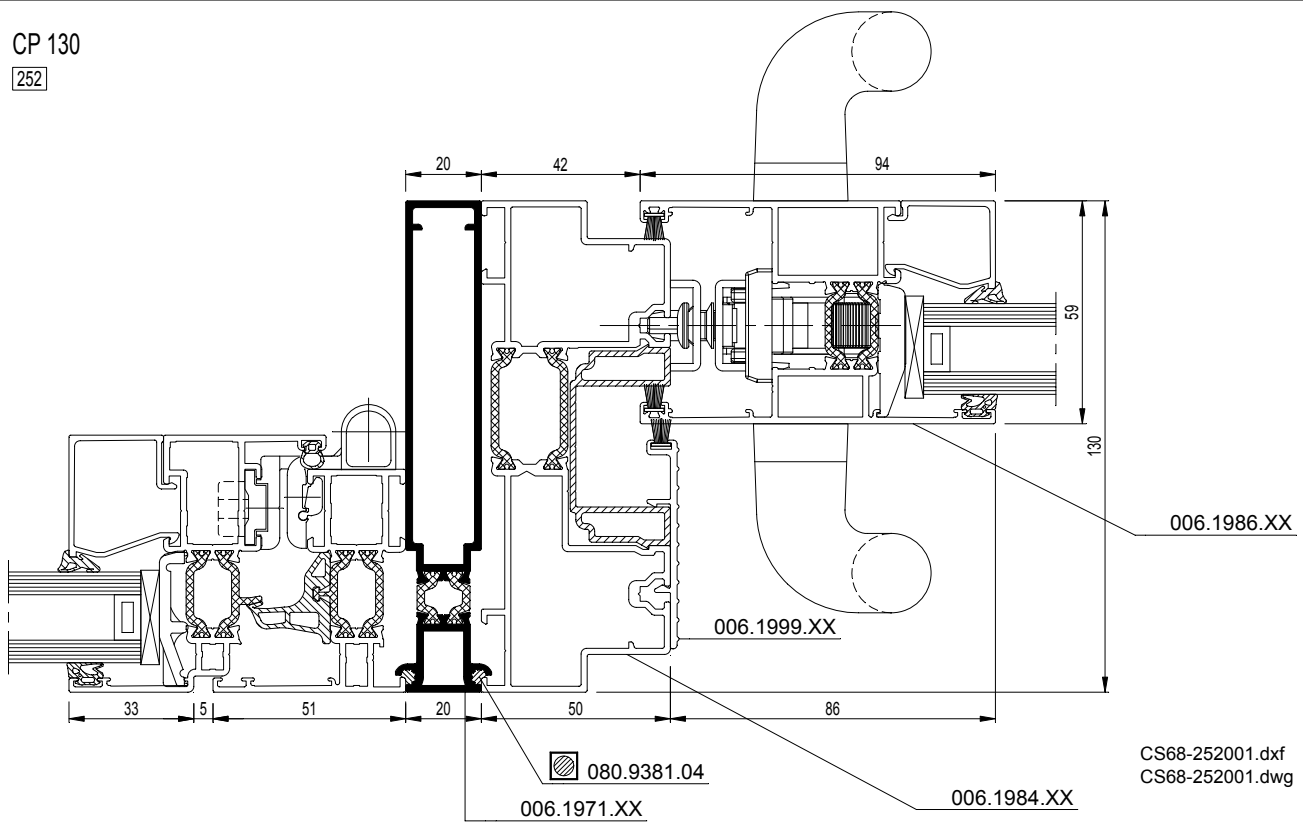


CS68-250005.dxf
 CS68-250005.dwg



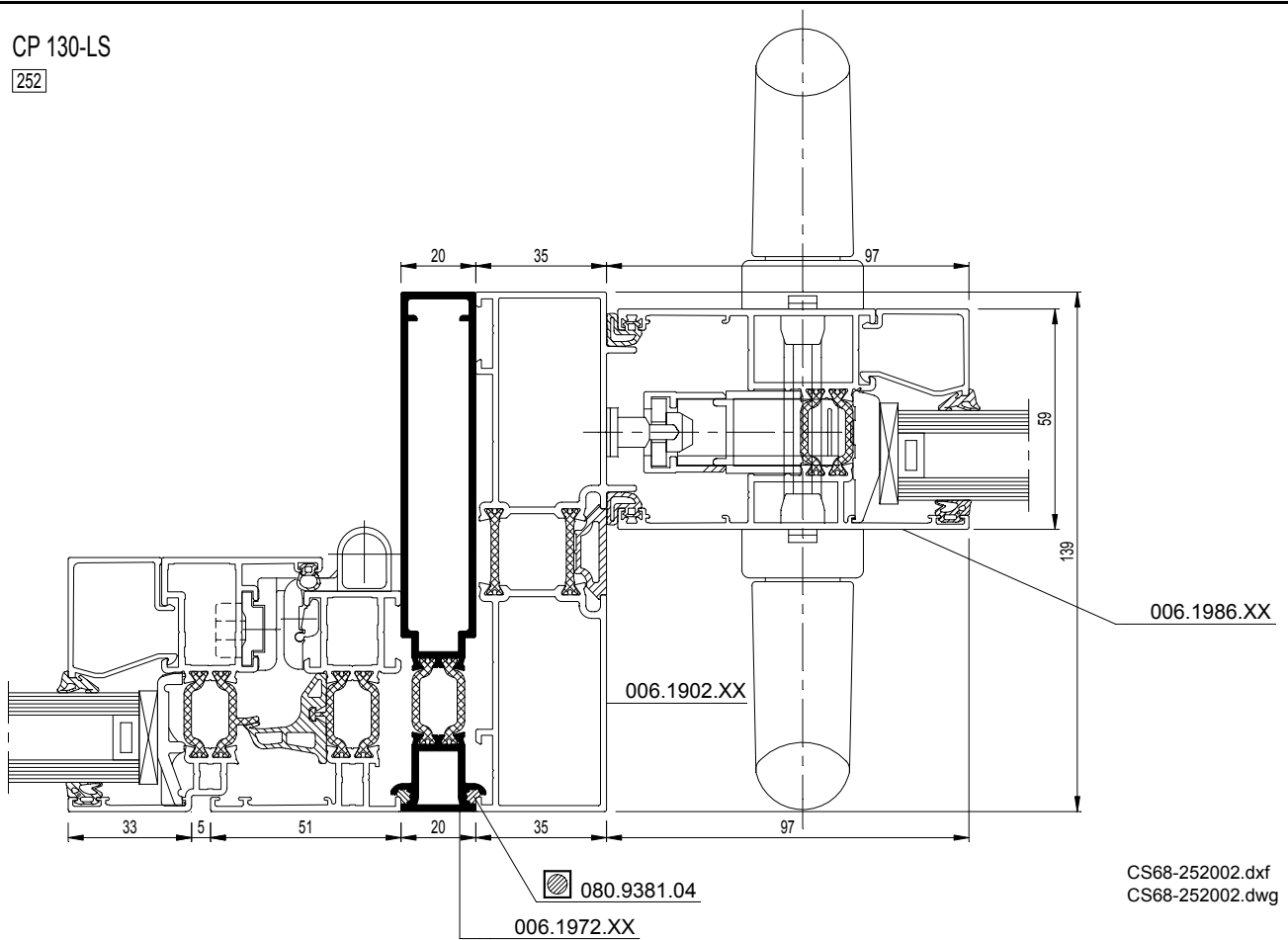
CP 130

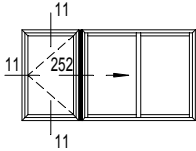
252



CP 130-LS

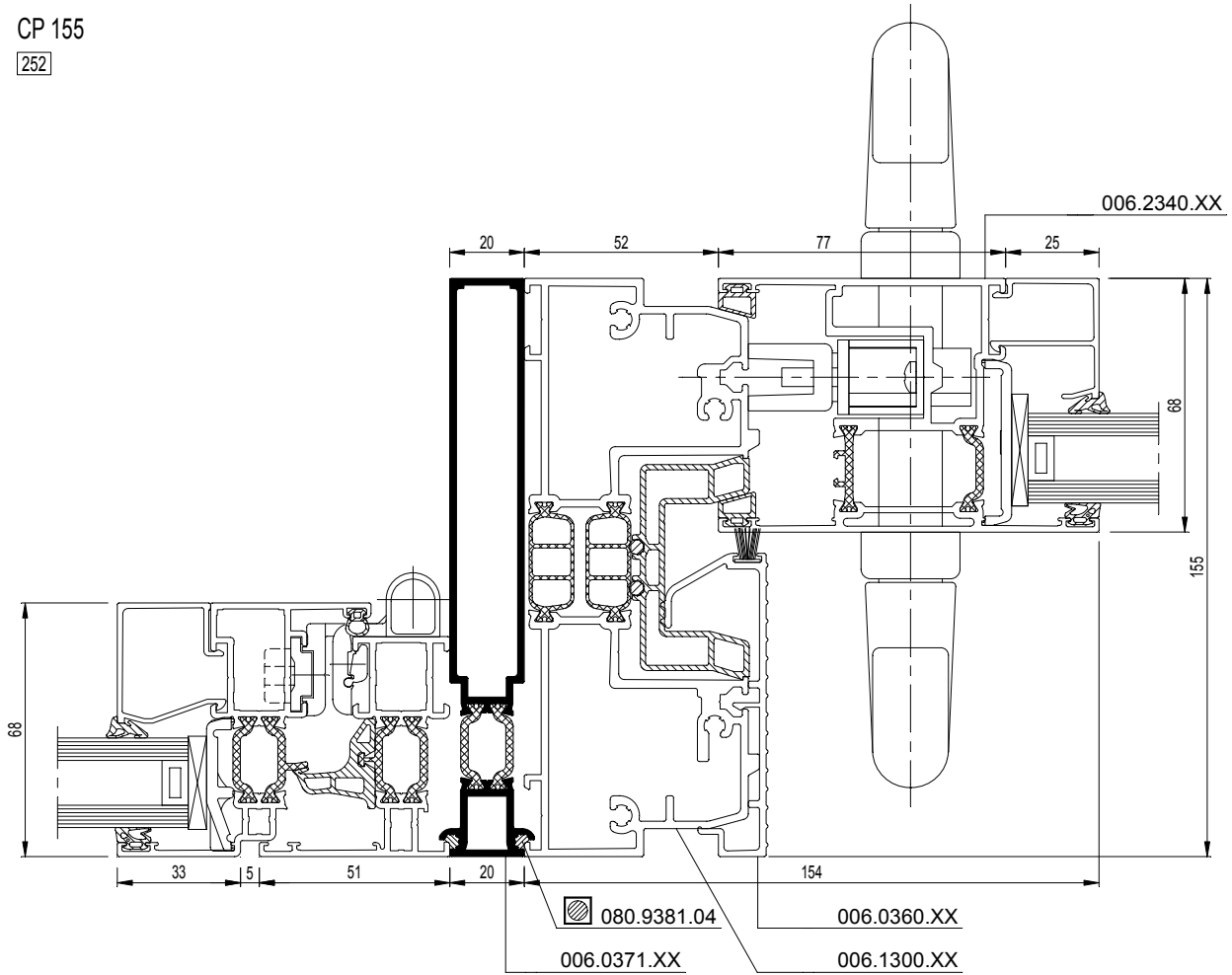
252



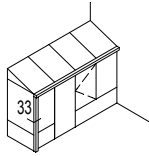
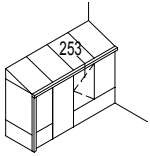


CP 155

252



CS68-252004.dxf
 CS68-252004.dwg



253

